

Kitchen sinks – design for everyday life **intra**
SCANDINAVIAN DESIGN



March 2017

Scandinavian Design

Inspired by design

Intra has a long tradition of product development and design. Close cooperation with recognized industrial designers has characterized the company and is the foundation of several innovative products and awards for design excellence through the years. Classic models like Mega and Horizon have set the standards for the market and our Eligo and Frame ranges are the new generation kitchen sinks – from Intra.

Developed for the Scandinavian kitchen

There is something special about the Scandinavian kitchen. In Scandinavia, the kitchen is one of the home's main rooms, we spend a significant amount of time in the kitchen and we really use it. The sink is a tool that also needs to work as a part of your interior. This is the starting point for our design-driven product development. We make kitchen sinks for people who use them actively and need practical, durable working tools.

With knowledge built up through generations, we create products that are functional and aesthetically pleasing. We use stainless steel, a material that is robust, elegant and easy to keep clean. The kitchen should be a room everyone in

the household thrives in. Practical and functional, yet stylish and inviting; it is in this tradition Intra products are created. Inspired by Scandinavian design and lifestyle.

Everyday design

Not plain, but designed for everyday use. Scandinavian design is known for combining pure elegance with strict requirements for quality and function. Unique and simple lines, high quality materials and the small, crucial details you learn to appreciate after many years of use.

Since the beginning, Intra has been an advocate for Scandinavian design in collaboration with leading designers.

Intra's products are designed and manufactured in Scandinavia throughout generations, and represents the Nordic lifestyle.

Kitchen sinks and taps belong together

Behind Intra's kitchen taps lies meticulous research, knowledge and thoughtful design from some of Europe's leading designers, with great emphasis on aesthetics and details. The range combines design and functionality that the kitchen tap has in a modern kitchen. All Intra kitchen taps are certified by SINTEF Byggforsk.



The jury of international experts for the German Design Award 2016 has awarded Intra Eligo with the distinction **"Winner"** for outstanding design quality in the category Kitchen. The German Design Award is one of the most well-respected design competitions in the world.



reddot design award
best of the best 2015

The international Red Dot jury awarded the title **"Red Dot: Best of the Best"** for top design quality and ground-breaking design to Intra Eligo. The Red Dot winner label is the seal that marks our product competency and design excellence.



Award Winning Design
Eligo was rewarded immediately with an innovation award from **the German Design Council.**



AWARD FOR DESIGN EXCELLENCE
NORWEGIAN DESIGN COUNCIL

A quality label

Intra has received the prestigious Award for Design Excellence from the Norwegian Design Council several times. This award is a recognition for successful use of design to create innovative products and solutions. A quality label for the company and the products that you choose.



Choose the right kitchen sink

There is a great variety of kitchen sinks. First and foremost it is about how the sink looks, but there are also other factors that need to be taken in consideration when choosing a kitchen sink.

Cabinet size. What is the size of the cabinet in which the kitchen sink is going to be fitted?

How many and how large bowls do you need?

Should there be enough space for roasting trays and large pots?

Do you need a sit-on sink with large working area?

Do you need a drainer? On which side?

What function does the kitchen sink have in your kitchen?

Which accessories do you want? Chopping board, rinsing basket or soap dispenser custom-made for the kitchen sink.

Drain grate or basket waste? With or without pop-up waste?

Keep in mind that not all kitchen sinks can be delivered with all types of waste kits.

Stainless steel or composite? Steel is excellent with regards to cleaning, hygiene and long lifetime. Composite kitchen sinks are resistant to knocks and scratches and give the kitchen a distinctive character.

Do you sort at source and recycle? Then you need space for several waste bins in the kitchen cabinet and should choose a kitchen sink with space-saving water trap.



How to mount your kitchen sink? You can choose between three different ways to fit your kitchen sink; inset, under mount and flush mount. The different alternatives give each kitchen sink its own distinctive character.



World class food waste disposer

Upgrade the kitchen with an Intra food waste disposer! It is both easy to install and simple to use. Both during cooking and after the meal you can throw food waste directly into the sink. You avoid the mess and the smell, and get a hygienic, practical and eco-friendly kitchen. The grinder easily takes care of most kinds of organic waste. The waste will be grinded to a consistency similar to coffee grounds, and flushed out with the wastewater. The end station of food residues is the treatment plant, where they can be converted to biogas. IntraNoWaste. Modern convenience. *For sale in the Nordic countries only.*



Left

Flush mount



Overall cabinet size min. 30 cm



Overall cabinet size min. 60 cm



Right

Inset



Overall cabinet size min. 40 cm



Overall cabinet size min. 80 cm

Under mount

Sit-on sink



Overall cabinet size min. 50 cm



Overall cabinet size min. 90 cm



Product overview by bowl combination

Single bowl



Frame 155
page 12



Frame 340
page 12



Frame 520
page 12



Frame 60 SX
page 12



City 50 S
page 16



Omnia 600 SF
page 13



Eligo 58SF
page 9



Quadra 180
page 15



Quadra 340
page 15



Quadra 400
page 15



Quadra 500
page 15



Quadra 500D
page 15



Quadra 530 THTM
page 15



Eligo 78SXF
page 9



Quadra 700
page 15



Quadra 500 TH
page 15



Solido N 50
page 22



Solido N 75
page 22



Solido N 100
page 22



Nemo N 100
page 23



Linea 2740
page 14



Linea 7140
page 14



Euro R 100
page 22



Euro N 100
page 22



Mono N100L
page 21



Mono N100
page 21



Nemo N 100S
page 23



Caribbean A 480 B
page 19



Stylo 100
page 18



Barents A 400/HC
page 19



Barents A 480
page 19



Barents A 500
page 19



Greenwich 100
page 21



Greenwich 100L
page 21



Barents C 313
page 19



Barents C 380
page 19



Barents A 3013
page 19



Barents A 340
page 19



Barents A 5020
page 19



Primus N 100 XL
page 23

Single bowl with drainer



Eligo 114 SXF
page 9



Eligo 94 SF
page 9



Frame 97 SX
page 12



Horizon D 815 S50
page 17



Horizon D 815 SR
page 17



Primus D 100
page 23



Mono D 100 L
page 21



Universo 100 D WT
page 18



Qube F12
page 29



Atlantic F-model
page 26



City 80 SL
page 16



Omnia 97 SXF
page 13



Primus D 100 L
page 23

1 + 1/2 bowls



Frame 60 SH
page 12



Frame 78 SXHF
page 12



Omnia 60 SHF
page 13



Omnia 78 SXHF
page 13



Horizon 615 SH
page 17



Classic N 150
page 22



Universo 150
page 18



Quadra 580SH
page 15

1 + 1/2 bowls
with drainer



Frame 97 SXH
page 12



Frame 97 SH
page 12



Omnia 97SHF
page 13



Omnia 97SXHF
page 13



Mono D 150
page 21

New!



Primus D 150
page 23



Horizon D 815 SH
page 17



Universo 150 D WT
page 18



Qube G 12
page 29



Qube GX 14
page 29



Atlantic G-model
page 26

Double bowls



Frame 78 D
page 12



Omnia 78 DF
page 13



Linea 2B 740
page 14



Mega IME 80
page 16



Horizon 815 D
page 17



Universo 200 WT
page 18



Atlantic H 08
page 27

Double bowls
with drainer



Frame 97 D
page 12



Mega IMPE 80
page 16



Horizon D 1120 D
page 17



Omnia 97 DF
page 13



Universo 200 D WT
page 18



Qube H14
page 29



Atlantic H12-24
page 27

We reserve the right to make product changes without prior notice.

Product overview by cabinet size

Cabinet size
from 30 cm



Frame 155
I-F-U
page 12



Quadra 180
F-U
page 15



Solido N 50
U
page 22

Cabinet size
from 40 cm



Frame 340
I-F-U
page 12



Linea 2740
F-U
page 14

Cabinet size
from 50 cm



City 50 S
I-U
page 16



City 80 S
I-U
page 16



Quadra 400
F-U
page 15



New!

Horizon D 815 S50
I-F-U
page 17



Horizon D 815 SR
I-F-U
page 17



Primus D 100
I-U
page 23

Cabinet size
from 60 cm



Eligo 94SF
I-F-U
page 9



Eligo 58SF
I-F-U
page 9



Frame 520
I-F-U
page 12



Frame 60 SX
I-F-U
page 12



Frame 60 SH
I-F-U
page 12



Frame 97 SH
I-F-U
page 12



Omnia 97 SXF
I-F-U
page 13



Omnia 97 SHF
I-F-U
page 13



Quadra 500
F-U
page 15



Quadra 500D
F-U
page 15



Quadra 580SH
F-U
page 15



Quadra 530 THTM
I
page 15



Nemo N 100
I-F-U
page 23



Caribbean A 480 B
I-F-U
page 19



Universo 150 WT
I
page 18



Universo 150 D WT
I
page 18



Barents A 480
I-F-U
page 19



Barents A 500
I-U
page 19



Barents A 5020
U
page 19

Cabinet size
from 80 cm



Eligo 114SXF
I-F-U
page 9



Eligo 78SXF
I-F-U
page 9



Frame 78D
I-F-U
page 12



Frame 78 SXHL
I-F-U
page 12



Frame 97 SXH
I-F-U
page 12



Frame 97 D
I-F-U
page 12



Omnia 97 SXHF
I-F-U
page 13



Quadra 700
F-U
page 15



Horizon 815 D
I-F-U
page 17



Horizon D 1120 D
I-F-U
page 17



Primus N 100 XL
I-U
page 23



Linea 2B 740
I-F-U
page 14



Universo 200 WT
I
page 18

I: Inset | F: Flush | U: Under mount | S: Sit-on



Solido N 75
U
page 22



Euro R 100
I-U
page 22



Euro N 100
I-U
page 22



Barents C 313
I-F-U
page 19



Barents A 3013
I-U
page 19



Barents A 340
I
page 19



Nemo 100S
I-F-U
page 23



Greenwich 100
F-U
page 21

New!



Stylo 100
I
page 18



Barents C 380
F-U
page 19



Universo 100 D WT
I
page 18



Barents A 400/HC
I
page 19



Atlantic F-model
S
page 26



Frame 97 SX
I-F-U
page 12



Omnia 600 SF
I-F-U
page 13



Omnia 60 SHF
I-F-U
page 13



Horizon 615 SH
I-F-U
page 17



Horizon D 815 SH
I-F-U
page 17



Quadra 500 TH
F-U
page 15



Mono N100
F
page 21

New!



Mono N100L
I
page 21

New!



Primus D 150
I-U
page 23



Solido N 100
U
page 22



Classic N 150
I-U
page 22



Greenwich 100L
F-U
page 21

New!



Mono D 100 L
I-F-U
page 21



Mono D 150
I-F-U
page 21



Primus D 100 L
I-U
page 23



Atlantic G-model
S
page 26



Qube F12
S
page 29



Qube G12
S
page 29



Linea 7140
F-U
page 14



Mega IMPE 80
I-F-U
page 16



Mega IME 80
I-F-U
page 16



Omnia 78DF
I-F-U
page 13



Omnia 78 SXHF
I-F-U
page 13



Omnia 97 DF
I-F-U
page 13



Universo 200 D WT
I
page 18



Atlantic H
S
page 27



Qube GX 14
S
page 29



Qube H 14
S
page 29

We reserve the right to make product changes without prior notice.

IntraEligo



The jury of international experts for the German Design Award 2016 has awarded Intra Eligo with the distinction **"Winner"** for outstanding design quality in the category Kitchen. The goal of the German Design Council is to discover, present and honour unique design trends and products that are ground-breaking in the international design landscape. The German Design Award is one of the most well-respected design competitions in the world and only those products that demonstrably set themselves apart from their competitors are invited to participate.



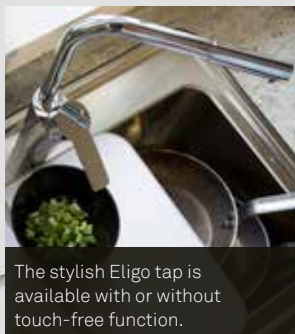
reddot design award
best of the best 2015

The international Red Dot jury awarded the title **"Red Dot: Best of the Best"** for top design quality and ground-breaking design to Intra Eligo. Eligo possesses one of the globally most outstanding designs in 2015. With Eligo, we have shown uncompromising competency and considerable courage and have measured ourselves successfully against the best in the industry. The Red Dot winner label is the seal that marks our product competency and design excellence.



Award Winning Design

Eligo is inspired by a long Scandinavian industrial tradition and from a craftsmanship that has made Intra successful. It is also one of the reasons why it has received an innovation award from **the German Design Council**.



The stylish Eligo tap is available with or without touch-free function.

A kitchen sink for real needs

For many, the kitchen sink has become a choice between form and function. And perhaps above all an uninteresting choice. **Eligo** is something else: a sink that is designed for real needs and kitchens, and that makes the category more interesting. The award-winning design is an addition to the kitchen's interior, with its mix of soft and hard lines, discrete push buttons and changing shapes. Features and accessories are not always noted at first sight, but mean that the kitchen sink can be changed, adapted and used in a variety of ways. It is simply designed to fit into your personal kitchen. Eligo is produced in Sweden, in our factory in the village of Mölntrorp.

Learn more about Eligo, about the design and features on www.intra-teka.com



EL114SXRF | EL114SXL

Dimensions

Bowl 680 x 360 x 180 mm
Overall dimension 1140 x 510 mm



EL78SXF

Dimensions

Bowl 680 x 360 x 180 mm
Overall dimension 783 x 510 mm



EL94SRF | EL94SLF

Dimensions

Bowl 480 x 360 x 180 mm
Overall dimension 940 x 510 mm



EL58SF

Dimensions

Bowl 480 x 360 x 180 mm
Overall dimension 583 x 510 mm



Visit www.intra-teka.com for information about article numbers, right- and left models, models with accessories or dishwasher valve, dimensions and other technical details.





Discrete push buttons control the functions. The water outlet opens and closes easily with the buttons. The smart drain grate is operated with the push buttons, and can be used as scraper. The scraper has a silicone edge that also makes it more efficient.

Smart dishwasher valve with automatic function is optional. LED lighting at the overflow indicates that it is open. Push once to open the valve for 3 hours and the LED light remains solid. Push again to open the valve for 12 hours. This is indicated by a 12 hour blinking LED light. A third pressure closes the valve and the dishwasher valve is no longer open.



Discrete and classical form

Soft and hard, discrete and sober, changeable and intelligent. Eligo is designed to fit into a variety of kitchens, almost regardless of interior style. The many features are discretely hidden in the push buttons, and the accessories are a natural part of the context. With your choice of tap, you personalize the kitchen.



Rinsing basket and cutlery basket

Rinsing basket that can be placed anywhere in the kitchen sink. Protected by a soft material which holds it in place. The cutlery basket fits perfectly in the rinsing basket.



Flexible wall and foldable chopping board

Flexible wall that creates two bowls if needed. The wall is watertight and can be placed anywhere in the bowl, or removed.

A foldable chopping board, with edges protected by a soft material. Changes the size of the working area or covers the bowl.



Eligo is equipped with piezo push buttons that work by a slight pressure. Press firmly on the symbol. Piezo operates despite water on the symbol, allows cleaning with cloth and works through stainless steel. Smart and easy to keep clean!

IntraFrame



FR 60 SX

Dimensions

Bowl 520 x 380 x 180 mm
Overall dimension 595 x 510 mm



FR 60 SH

Dimensions

Large bowl 340 x 380 x 160 mm
Small bowl 155 x 380 x 120 mm
Overall dimension 595 x 510 mm



FR 78 D

Dimensions


Bowls 340 x 380 x 160 mm
Overall dimension 780 x 510 mm



FR 78 SXH

Dimensions

Large bowl 520 x 380 x 180 mm
Small bowl 155 x 380 x 120 mm
Overall dimension 780 x 510 mm



FR 97 SX

Dimensions

Bowl 520 x 380 x 180 mm
Overall dimension 970 x 510 mm



FR 97 SH

Dimensions

Large bowl 340 x 380 x 160 mm
Small bowl 155 x 380 x 120 mm
Overall dimension 970 x 510 mm



FR 97 D

Dimensions

Bowls 340 x 380 x 160 mm
Overall dimension 970 x 510 mm



FR 97 SXH

Dimensions

Large bowl 520 x 380 x 180 mm
Small bowl 155 x 380 x 120 mm
Overall dimension 970 x 510 mm



FR 520

Dimensions

Bowl 520 x 380 x 180 mm
Overall dimension 566 x 426 mm



FR 340

Dimensions

Bowl 340 x 380 x 160 mm
Overall dimension 386 x 426 mm



FR 155

Dimensions

Bowl 155 x 380 x 120 mm
Overall dimension 201 x 426 mm



Visit www.intra-teka.com for information about article numbers, right- and left models, dimensions and other technical details.



Thorsen Design has developed two different taps for Frame, with the same design expression.



Square design on the overflow.

The difference lies in the details

Intra Frame is a new generation kitchen sinks. A more moderate and timeless expression. Focus on form and function instead of a dazzling exterior. IntraFrame is a modern and innovative kitchen sink. An expression of an era of reason and increased feeling of quality. With Frame we have written a new chapter in the long and successful collaboration with Thorsen Design – signed Halvor Thorsen and Martin Krafft.

IntraOmnia



OMNIA 600 SF

Dimensions

Bowl 520 x 380 x 180 mm
Overall dimension 595 x 510 mm



OMNIA 60 SHF

Dimensions

Large bowl 340 x 380 x 160 mm
Small bowl 155 x 380 x 120 mm
Overall dimension 595 x 510 mm



OMNIA 78 DF

Dimensions

Bowls 340 x 380 x 160 mm
Overall dimension 780 x 510 mm



OMNIA 78 SXHF

Dimensions

Large bowl 520 x 380 x 180 mm
Small bowl 155 x 380 x 120 mm
Overall dimension 780 x 510 mm



OMNIA 97 SXF

Dimensions

Bowl 520 x 380 x 180 mm
Overall dimension 970 x 510 mm



OMNIA 97 SHF

Dimensions

Large bowl 340 x 380 x 160 mm
Small bowl 155 x 380 x 120 mm
Overall dimension 970 x 510 mm



OMNIA 97 DF

Dimensions

Bowls 340 x 380 x 160 mm
Overall dimension 970 x 510 mm



OMNIA 97 SXHF

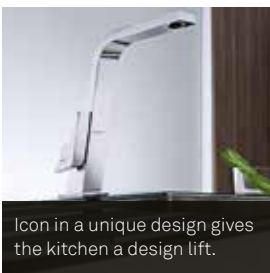
Dimensions

Large bowl 520 x 380 x 180 mm
Small bowl 155 x 380 x 120 mm
Overall dimension 970 x 510 mm



Omnia has a universal flange, which allows it to be used for both inset, under mount and flush mount.

Visit www.intra-teka.com for information about article numbers, right- and left models, dimensions and other technical details.



Icon in a unique design gives the kitchen a design lift.



Square design on the overflow.

The universal model

A stylish design with clean lines and rounded corners.

IntraOmnia is adapted for the modern kitchen, where every detail has its natural function. Omnia has a universal flange, which allows it to be used for both inset, under mount and flush mount.

All accessories for Frame also fits Omnia.

IntraLinea



New! LINEA 2B 740

Dimensions

Bowls 340 x 400 x 200 mm
Overall dimension 740 x 440 mm



LINEA 71.40

Dimensions

Bowl 710 x 400 x 195 mm
Overall dimension 749 x 439 mm



LINEA 27.40

Dimensions

Bowl 270 x 400 x 195 mm
Overall dimension 310 x 440 mm



Visit www.intra-teka.com for information about article numbers, dimensions and other technical details.



Cuadro taps are designed for the modern kitchen.

Intra Linea are sinks in a sharp and timeless expression that fit in most kitchens.

IntraQuadra



QUADRA 180

Dimensions

Bowl 180 x 400 x 180 mm
Overall dimension 290 x 446 mm



QUADRA 340

Dimensions

Bowl 340 x 400 x 180 mm
Overall dimension 386 x 446 mm



QUADRA 400

Dimensions

Bowl 400 x 400 x 180 mm
Overall dimension 446 x 446 mm



QUADRA 500 TH

Dimensions

Bowl 500 x 400 x 180 mm
Overall dimension 546 x 531 mm



QUADRA 500

Dimensions

Bowl 500 x 400 x 180 mm
Overall dimension 546 x 446 mm



QUADRA 530 TH-TM

Dimensions

Bowl 530 x 400 x 180 mm
Overall dimension 584 x 510 mm



QUADRA 580 SH

Dimensions

Large bowl 340 x 400 x 180 mm
Small bowl 180 x 400 x 180 mm
Overall dimension 589 x 446 mm



QUADRA 500 D

Dimensions

Drainer 500 x 400 x 20 mm
Overall dimension 546 x 446 mm



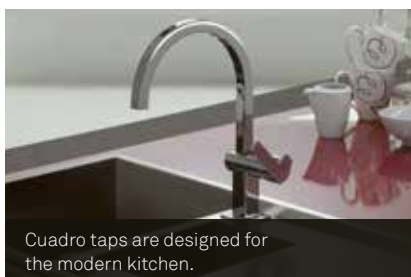
QUADRA 700

Dimensions

Bowl 700 x 400 x 180 mm
Overall dimension 746 x 446 mm



Visit www.intra-teka.com for information about article numbers, dimensions and other technical details.



Cuadro taps are designed for the modern kitchen.

Straight lines

Intra Quadra is a range of square sinks for those who are looking for a modern kitchen sink with clean lines. The bowl has a slight curvature in the corners, which makes it easy to clean while at the same time preserving the square appearance.

IntraCity | IntraMega



CITY 50 S

Dimensions

Bowl 400 x 340 x 180 mm
Overall dimension 500 x 510 mm



CITY 80 S

Dimensions

Bowl 400 x 340 x 180 mm
Overall dimension 800 x 500 mm



IME 80

Dimensions

Bowls 344 x 410 x 175 mm
Overall dimension 804 x 500 mm



IMPE 80

Dimensions

Bowls 344 x 410 x 175 mm
Overall dimension 1100 x 500 mm



Visit www.intra-teka.com for information about article numbers, right- and left models, dimensions and other technical details.



Ares gives the kitchen a sober and timeless look.

Big enough for all challenges

Intra City is a practical sink for the small kitchen. The bowl is spacious and fits small kitchen cabinets. A stylish kitchen sink that fits most kitchens. City is available with or without drainer.

Intra Mega is bigger than most. A large and generous sink with elegant contours and spacious bowls. Broad drainer and two large bowls provide all the working space you need. This kitchen sink is designed by Odd Thorsen.

IntraHorizon



Square design on the overflow.



HZ 615 SH

Dimensions

Large bowl 345 x 415 x 160 mm
Small bowl 160 x 415 x 120
Overall dimension 615 x 510 mm



New! HZD 815 S50

Dimensions

Bowl 345 x 415 x 160 mm
Overall dimension 815 x 510 mm



HZD 815 SR

Dimensions

Bowl 345 x 415 x 160 mm
Overall dimension 815 x 510 mm



HZD 815 SH

Dimensions

Large bowl 345 x 415 x 160 mm
Small bowl 160 x 415 x 120 mm
Overall dimension 815 x 510 mm



HZD 1120 D

Dimensions

Bowls 345 x 415 x 160 mm
Overall dimension 1120 x 510 mm



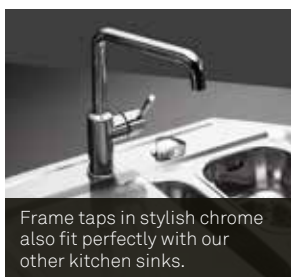
HZ 815 D

Dimensions

Bowls 345 x 415 x 160 mm
Overall dimension 815 x 510 mm



Visit www.intra-teka.com for information about article numbers, right- and left models, dimensions and other technical details.



Frame taps in stylish chrome also fit perfectly with our other kitchen sinks.

Designed to cost less

Intra Horizon is the last kitchen sink designed by Odd Thorsen for Intra. A range of kitchen sinks that is designed to cost less without saving on quality. A functional kitchen sink with many practical details and custom-made accessories. The small bowl is surprisingly big. Available in several models to suit every kitchen.

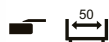
IntraStylo | IntraUniverso



STYLO 100

Dimensions

Bowl 400 x 360 x 160 mm
Overall dimension 465 x 485 mm



UNI 100 D

Dimensions

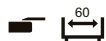
Bowl 340 x 400 x 170 mm
Overall dimension 790 x 500 mm



UNI 150

Dimensions

Large bowl 340 x 400 x 150 mm
Small bowl 130 x 260 x 130 mm
Overall dimension 580 x 500 mm



UNI 150 D

Dimensions

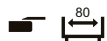
Large bowl 340 x 400 x 160 mm
Small bowl 170 x 320 x 95 mm
Overall dimension 1000 x 500 mm



UNI 200

Dimensions

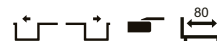
Bowls 340 x 400 x 170 mm
Overall dimension 790 x 500 mm




UNI 200 D

Dimensions

Bowls 340 x 400 x 170 mm
Overall dimension 1160 x 500 mm



Visit www.intra-teka.com for information about article numbers, right- and left models, dimensions and other technical details.



Frame taps in stylish chrome also fit perfectly with our other kitchen sinks.

IntraStylo is a compact and affordable model for inset. Finished in round shapes and with maximum use of space, making Stylo the perfect work tool for smaller kitchens.

IntraUniverso is an affordable range of inset sinks in several models. Exciting design that enhances the drainer.

IntraBarents | IntraCaribbean



CA 480 B3
 Dimensions
 Bowl 480 x 340 x 167 mm
 Overall dimension 555 x 485 mm



BA 5020
 Dimensions
 Bowl 500 x 400 x 200 mm
 Overall dimension 530 x 430 mm



BA 500
 Dimensions
 Bowl 500 x 400 x 160 mm
 Overall dimension 560 x 460 mm



BA 480
 Dimensions
 Bowl 480 x 340 x 145 mm
 Overall dimension 540 x 400 mm



BA 400
 Dimensions
 Bowl 400 x 340 x 145 mm
 Overall dimension 460 x 400 mm



BA 340
 Dimensions
 Bowl 340 x 300 x 145 mm
 Overall dimension 400 x 360 mm



BC 313
 Dimensions
 Bowl Ø 313 x 150 mm
 Overall dimension Ø 380 mm



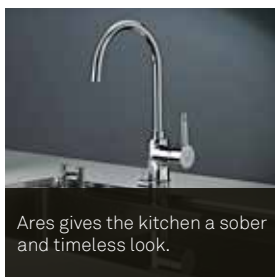
BC 380
 Dimensions
 Bowl Ø 380 x 180 mm
 Overall dimension Ø 420 mm



BA 3013
 Dimensions
 Bowl 300 x 260 x 135 mm
 Overall dimension 360 x 320 mm



Visit www.intra-teka.com for information about article numbers, dimensions and other technical details.



Ares gives the kitchen a sober and timeless look.

Clean, simple and round

IntraBarents and **IntraCaribbean** are the perfect solution for those who wants to give the kitchen a stylish look with a simple and elegant bowl. Available both as round and oblong, with customized chopping boards in beech or mahogany. The subtle contours of the Barents and Caribbean range of sinks provide a distinctive feature.

Intra is much more than kitchen sinks

Some people think design is an accessory independent of everything else. As if design was just added on the outside of a product to keep up with the times. Aesthetic products are useless if they do not also serve their purpose. Intra has received a number of awards and considerable international acclaim for good design, and for us form cannot exist without function. Our assortment combines the best for kitchen and sanitary rooms, offering comprehensive solutions that can be tailored to your requirements.

In addition to kitchen sinks, we also have **taps, mini kitchens** and **sanitary equipment** in stainless steel for commercial use. Stainless steel is an environmentfriendly and hygienic material which can be shaped, high polished and combined with other materials to provide attractive and distinctive products for homes and public areas.

Visit www.intra-teka.com for more information about all our products. You can also download and order brochures.



Intra's ambition is to raise the standard of public sanitary areas. It is a room where quite particular requirements are made in terms of functionality, user-friendliness, design and aesthetics. The sanitary room needs to meet complex needs, while at the same time being capable of withstanding very intensive use over time without deterioration in quality.


For you who want to have it all, but are short of space, we have complete mini kitchens with all practical facilities and details. **IntraStandard** is the base of our mini kitchen range. An alternative with all you need; refrigerator, hotplates and kitchen sink. Available sizes: 100 and 120 cm. **IntraTrend** is available in several models and can be delivered with microwave oven. All models with refrigerator. Available sizes: 90, 100 and 120 cm.



IntraGranite Cristadur New! Greenwich | Mono

SCHOCK
CRISTADUR®

For sale in the Nordic countries only



MONO N 100 L

Dimensions

Bowl 527 x 417 x 220 mm
Overall dimension 600 x 530 mm
Colours magma and polaris



GREENWICH 100

Dimensions

Bowl 400 x 400 x 200 mm
Overall dimension 456 x 456 mm
Colours magma and polaris



MONO N 100

Dimensions

Bowl 513 x 358 x 180 mm
Overall dimension 570 x 510 mm
Colours magma and polaris



GREENWICH 100 L

Dimensions

Bowl 500 x 400 x 200 mm
Overall dimension 556 x 456 mm
Colours magma and polaris



MONO D 150

Dimensions

Large bowl 339,5 x 440 x 197 mm
Small bowl 165 x 294 x 120 mm
Overall dimension 860 x 510 mm
Colours magma and polaris



MONO D 100 L

Dimensions

Bowl 480 x 440 x 195 mm
Overall dimension 1000 x 510 mm
Colours magma and polaris



Visit www.intra-teka.com for information about article numbers, right- and left models, dimensions and other technical details.



Magma




Polaris



Cut-out for soap dispenser, tap and pop-up waste is Ø35 mm on all granite sinks.

Easy care cleaning kit simplifies cleaning of our granite products.



Cuadro taps are designed for the modern kitchen.

Trendy kitchen sink in a unique material

Intra presents the Cristadur® Extreme material to the Granite kitchen sink range! The innovative Cristadur® material feels silky-smooth, is easy to clean and has the same tough properties as the Cristalite+®. Essential qualities for the kitchen sink as it statistically is the most frequently used part of the kitchen. The exclusive Cristadur® Extreme material is reinforced with fibreglass in the bottom of the sink, an area subject to high stresses. Cristadur® is available in exquisite colours black Magma and white Polaris.

IntraGranite Cristalite Sólido | Classic | Euro

SCHOCK
CRISTALITE®

For sale in the Nordic countries only



CLASSIC N 150

Dimensions

Large bowl 349 x 441 x 203 mm
Small bowl 163 x 361 x 168 mm
Overall dimension 597 x 500 mm
Colours alpina and onyx



SOLIDO N 100

Dimensions

Bowl 449 x 325 x 168 mm
Overall dimension 501 x 377 mm
Colours alpina and onyx



SOLIDO N 75

Dimensions

Bowl 325 x 325 x 168 mm
Overall dimension 378 x 378 mm
Colours alpina and onyx



SOLIDO N 50

Dimensions

Bowl 162 x 325 x 128 mm
Overall dimension 215 x 378 mm
Colours alpina and onyx



EURO R 100

Dimensions

Bowl 357 x 350 x 200 mm
Overall dimension Ø 435 mm
Colour onyx



EURO N 100

Dimensions

Bowl 333 x 333 x 205 mm
Overall dimension 400 x 400 mm
Colour onyx



Onyx

Alpina

Visit www.intra-teka.com for information about article numbers, dimensions and other technical details.



Granite Cristalite+® has set a new standard for composite sinks. The material is a mixture of granite and acrylic which is three times tougher than natural granite and makes it extremely resistant to knocks and scratches. It is stain-resistant, easy to clean and therefore very hygienic.

Granite Cristalite+® has a metallic finish in two different colours; Alpina and Onyx.

IntraGranite Cristalite Primus | Nemo

SCHOCK
CRISTALITE®

For sale in the Nordic countries only



PRIMUS D 100

Dimensions

Bowl 347 x 430 x 195 mm
Overall dimension 860 x 500 mm
Colours alpina and onyx



NEMO N 100

Dimensions

Bowl 513 x 358 x 180 mm
Overall dimension 570 x 510 mm
Colours alpina and onyx



PRIMUS D 150

Dimensions

Large bowl 344 x 430 x 195 mm
Small bowl 159 x 352 x 120 mm
Overall dimension 1000 x 500 mm
Colours alpina and onyx



NEMO N 100 S

Dimensions

Bowl 434 x 372 x 180 mm
Overall dimension 490 x 510 mm
Colours alpina and onyx



PRIMUS D 100 L

Dimensions

Bowl 478 x 430 x 195 mm
Overall dimension 1000 x 500 mm
Colours alpina and onyx



PRIMUS N 100 XL

Dimensions

Bowl 720 x 384 x 195 mm
Overall dimension 790 x 500 mm
Colours alpina and onyx



Visit www.intra-teka.com for information about article numbers, right- and left models, dimensions and other technical details.



Design your own kitchen sink

Good design is all about the details

Intra can manufacture sit-on sinks to meet all requirements, both in terms of length, height and width, with or without bowls, and in a variety of forms. If you choose a Customized sit-on sink, you get a standard sit-on kitchen sink in the length that you require. If you choose a Tailor-made IntraSpecial you get a sit-on kitchen sink in accordance with your requirements.

All of our sit-on sinks are manufactured by professionals with extensive experience and knowledge of the products. Our production and product development are located in Mölntorp, Sweden. One thing we have learned from experience is that it is not only the surface of the sink that is important. The underside is equally important. Therefore, we use plates of MDF in order to make the sink stable. We glue an additional three-cornered MDF under the tap hole to support large, high and heavy kitchen taps. All of this is included when you purchase a sit-on sink from Intra. Quality, design and craftsmanship.

With the special program from Intra, you can design your own kitchen sink. You find the program on www.intra-teka.com

Atlantic bowls

Accessories

Qube bowls

Accessories



Customized sit-on sink

Customized Atlantic and Qube is based on a standard sit-on sink with standard edge profile. Delivery time is 10 working days.

- Length: 800 mm – 2800 mm
- Width: 600 mm , 610 mm, 620 mm and 635 mm New!
- Edge height: 30 mm, 40 mm
- Bowls: Atlantic and Qube
- Cut-out for hobs New!
- Edge profile: Standard edge profile 3 and straight edge profile 7
- Material: 1,0 mm stainless steel New!


Design your kitchen sink and get prices in our Design Studio on the website

Options




Customized sit-on sinks are now available with cut-out for hobs.

New!




Edges for Customized sit-on sinks



Edge 3 Edge 7

Note that edge 3 becomes wider depending on the depth of the sink. Correct edge shows in the Design Studio.

Edges for Tailor-made sit-on sinks



Edge 3 Edge 7 Drip edge Edge 10 radius 2 Edge 10, R6 radius 6 Edge 11 radius 2



Tailor-made IntraSpecial
 A sit-on kitchen sink that can be manufactured completely according to your requirements; from the shape of the sink, to its length, thickness and width. If you choose a tailor-made IntraSpecial, you will get a sit-on sink just the way you want it. Delivery time is 15 working days.

- Length: 400 mm – 4000 mm
- Width: 600 mm – 1200 mm
- Edge height: 15 mm – 80 mm
- Bowls: square, organic, round, and standard
- Cut-out for hobs
- Edge profile: standard #3, #7, drip edge, #10, #10 R6, #11
- Material: 1,25 mm stainless steel

Contact Intra for more information about other lengths and shapes.

IntraAtlantic F | G



Atlantic F 8 | F 10 | F 12

Dimensions

Bowl 339 x 436 x 160 mm
 Overall dimension 800 x 600/610 x 30 mm
 Overall dimension 1000 x 600/610 x 30 mm
 Overall dimension 1200 x 600/610 x 30 mm



Atlantic G 10 | G 12 | G 1220 | G 14

Dimensions

Large bowl 339 x 436 x 160 mm
 Small bowl 180 x 380 x 160 mm
 Overall dimension 1000 x 600/610 x 30 mm
 Overall dimension 1200 x 600/610/635 x 30 mm
 Overall dimension 1220 x 600/610 x 30 mm
 Overall dimension 1400 x 600/610 x 30 mm



Atlantic G 16 | G 20

Dimensions

Large bowl 339 x 436 x 160 mm
 Small bowl 180 x 380 x 160 mm
 Overall dimension 1600 x 600/610 x 30 mm
 Overall dimension 2000 x 600/610 x 30 mm




Atlantic G 18 C

Dimensions

Large bowl 339 x 436 x 160 mm
 Small bowl 180 x 380 x 160 mm
 Overall dimension 1800 x 600/610 x 30 mm



We can also deliver Atlantic G and H with basket waste as standard. Contact Intra for more information.



Quadro taps are designed for the modern kitchen.

Loads of space, plenty of potential

Atlantic is a kitchen sink with a spacious work area and large bowls. The large bowls can take both roasting trays and the biggest pans. The Atlantic sinks are reversible and comes in a wide variety of lengths and bowl combinations. Available in 600 and 610 mm width. Some models available in 635 mm width as well. Delivered with stainless steel plug. Edge height 30 mm.

New!

Atlantic 40 is delivered with basket waste and has a total edge height of 40 mm.



IntraAtlantic H



Atlantic H 8

Dimensions

Bowls 339 x 436 x 160 mm
Overall dimension 800 x 600/610 x 30 mm



Atlantic H 12 | H 13 | H 14
H 1420 | H 15 | H 16
H 1620 | H 17

Dimensions

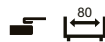
Bowls 339 x 436 x 160 mm
Overall dimension 1200 x 600/610 x 30 mm
Overall dimension 1300 x 600/610 x 30 mm
Overall dimension 1400 x 600/610/635 x 30 mm
Overall dimension 1420 x 600/610 x 30 mm
Overall dimension 1500 x 600/610 x 30 mm
Overall dimension 1600 x 600/610/635 x 30 mm
Overall dimension 1620 x 600/610 x 30 mm
Overall dimension 1700 x 600/610 x 30 mm



Atlantic H 18 | H 1820 | H 20
H 22 | H 24

Dimensions

Bowls 339 x 436 x 160 mm
Overall dimension 1800 x 600/610 x 30 mm
Overall dimension 1820 x 600/610 x 30 mm
Overall dimension 2000 x 600/610 x 30 mm
Overall dimension 2200 x 600/610 x 30 mm
Overall dimension 2400 x 600/610 x 30 mm



Atlantic H 20 C | H 24 C

Dimensions

Bowls 339 x 436 x 160 mm
Overall dimension 2000 x 600/610 x 30 mm
Overall dimension 2400 x 600/610 x 30 mm



Square design on the overflow.

Visit www.intra-teka.com for information about article numbers, dimensions and other technical details for our broad range of sit-on sinks.



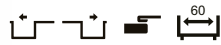
IntraQube



QUBE QF12

Dimensions

Bowl 520 x 380 x 180 mm
Overall dimension 1200 x 600 x 30 mm



QUBE QG12

Dimensions

Large bowl 340 x 380 x 160 mm
Small bowl 155 x 380 x 120 mm
Overall dimension 1200 x 600 x 30 mm



QUBE QGX14

Dimensions

Large bowl 520 x 380 x 180 mm
Small bowl 155 x 380 x 120 mm
Overall dimension 1400 x 600 x 30 mm



QUBE QH14

Dimensions

Bowls 340 x 380 x 160 mm
Overall dimension 1400 x 600 x 30 mm



Visit www.intra-teka.com for information about article numbers, right- and left models, dimensions and other technical details.



All in one

Qube is a modern sit-on sink, with clean lines and rounded corners. When choosing Qube you get a hygienic solution and a large work area. Qube is available as standard with four different bowl combinations, in two lengths. Also available as custom-made for your kitchen. Edge height 30 mm.

No kitchen sink without tap



TPEL-ELIGO-U
Dimensions 368 x 236 mm



TPEL-ELIGO-L
Dimensions 334 x 234 mm

Eligo electronic tap
Tired of trying to open your kitchen tap when you have sticky hands? Eligo electronic kitchen tap solves this easily, since it automatically starts when you hold your hands under the spout. Using the handle, it works as a manual tap making it easy to fill pots and containers. The sensor optimizes hygiene while being water-saving and environmental friendly.
Intra by Mora. Available with U-spout or L-spout with swivel with articulated spout.



TP-ELIGO
Dimensions 334 x 234 mm



TP-ELIGO-DW
Dimensions 334 x 234 mm

intra
by mora



TPFR-CLA
Dimensions 285 x 195 mm



TPCU-SHOWER
Dimensions 455 x 221,5 mm




TPCU-SQ
Dimensions 343 x 211 mm

Visit www.intra-teka.com for information about article numbers, dimensions and other technical details.



Kitchen sinks and taps belong together. Behind Intra's kitchen taps lies meticulous research, knowledge and thoughtful design from some of Europe's leading designers.
With your choice of tap, you personalize the kitchen. The stylish **Eligo** tap, is available with or without touch-free function.
Halvor Thorsen and Martin Krafft have developed two different taps for **Frame**, with the same design expression. In stylish chrome they also fit perfectly with our other kitchen sinks.
All Intra kitchen taps are certified by SINTEF Byggforsk.



Recycling



EKKO 2 | EKKO 3

Dimensions

H 365 mm, B 355 mm,
L 473 mm min. – 910 mm max.



ALADIN 1 | ALADIN 2

Dimensions

H 362 mm, B 287 mm,
L 333 mm min. – 685 mm max.



SESAMO 1 | SESAMO 2

Dimensions

H 340 mm, B 312 mm, L 237 mm.

TANK 40

Dimensions

H 428 mm, B 339 mm,
L 486 mm min. – 985 mm max.



Visit www.intra-teka.com for information about article numbers, dimensions and other technical details.

Simple and practical solutions for sorting at source and recycling

All waste bins are manufactured in environmentally friendly plastic and fits into the kitchen cabinet. Tank 40, Ekko and Aladin have pull-out bins on solid steel sliding rails. Tank 40 has a practical shelf.

World class food waste disposer

For sale in the Nordic countries only



Insinkerator Evolution 200

Overall dimensions: 344 x 234 mm
Reversing grind system with two stages of grind.
Stainless steel
Pneumatic switch
Waste dimension: 90-97 mm
Sound level: 25 dB
6-year warranty



Insinkerator Evolution 100

Overall dimensions: 321 x 205 mm
Reversing grind system with two stages of grind
Stainless steel.
Pneumatic switch.
Waste dimension: 90-97 mm
Sound level: 27 dB
5-year warranty



Insinkerator Model 66

Overall dimensions: 318 x 185 mm
Reversing single grind stage.
Stainless steel
Pneumatic switch.
Waste dimension: 90-97 mm
Sound level: 26 dB
4-year warranty



Teka TR-50.2

Overall dimensions: 318 x 173 mm
Reversing single grind stage.
Stainless steel
Pneumatic switch.
Waste dimension: 90-97 mm
3-year warranty

Visit www.intra-teka.com for information about article numbers, dimensions and other technical details.

Upgrade the kitchen with an Intra food waste disposer! It is both easy to install and simple to use. Both during cooking and after the meal you can throw food waste directly into the sink. You avoid the mess and the smell, and get a hygienic, practical and eco-friendly kitchen.

The grinder easily takes care of most kinds of organic waste. The waste will be grinded to a consistency similar to coffee grounds, and flushed out with the wastewater. The end station of food residues is the treatment plant, where they can be converted to biogas. IntraNoWaste. Modern convenience.



MARCH 2017 | With reservation for printing errors

The Intra Group is Scandinavia's leading supplier of kitchen sinks, mini-kitchens and sanitary products in stainless steel. The Intra Group is a part of Teka Industrial S.A., one of the world-leading producers of kitchen sinks and household appliances with sales offices and production facilities all over the world.

Visit www.intra-teka.com for more information about our products.

intra
SCANDINAVIAN DESIGN

SWEDEN
Intra Mölntorp AB
Säbyvägen 8
734 93 Kolbäck
Tel: +46 (0)220 403 00
Fax: +46 (0)220 400 61
Mail: info@intra-teka.com

NORWAY
Intra AS
Storsand
7563 Malvik
Tel: +47 73 98 01 00
Fax: +47 73 98 01 50
Mail: intra@intra-teka.com

DENMARK
Juvél A/S
Københavnsvej 222
4600 Køge
Tel: +45 36 34 02 80
Fax: +45 36 34 02 89
Mail: juvel.salg@intra-teka.com

A COMPANY OF THE **teka** GROUP