



TWO HANDLE BENCH MOUNTED ONE HOLE MIXER WITH SWIVEL SPOUT

PREMIUM



SPECIFICATIONS

- Handle:** Metal, BROEN POLYCOAT powder coated with media indication according to EN13792
- Spout:** Full swivel action
- Hose nozzle:** Removable metal
- Headwork:** Ceramic
- Opening/closing function:** 180° (wrist action lever: 90°)
- Temperature range:** 0-90°C
- Max. working pressure:** 10 bar / 147 psi
- Test pressure:** 1 x working pressure
- Weight:** 1.8 kg

MATERIALS WITH MEDIA CONTACT

- Metals:** Brass
- Plastics:** POM, PTFE, SPX (hose)
- Sealing:** EPDM
- Lubricant:** Silicone based
- Ceramics:** Al₂O₃ 96%

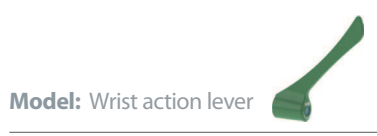
ORDERING INFORMATION

For standard configuration please refer to the item numbers below.

- Other options:
- aerator
 - fixed hose nozzle
 - integrated non-return valve
 - fixed spout
 - alternative hose inlet connection / without a hose
 - OD 10mm Cu pipes
 - other inlet options
 - national approvals

BROEN UNIFLEX™ FITTINGS FOR WATER

Media	S = 150mm	S = 200mm	S = 250mm	S = 300mm
Potable water, cold/hot	2536 001 1039-52B	2536 002 1039-52B	2536 013 1039-52B	2536 012 1039-52B
Non-potable water, cold/hot	2536 001 1040-52B	2536 002 1040-52B	2536 013 1040-52B	2536 012 1040-52B



Media	S = 150mm	S = 200mm	S = 250mm	S = 300mm
Potable water, cold/hot	2536 028 1039-52B	2536 014 1039-52B	2536 037 1039-52B	2536 040 1039-52B
Non-potable water, cold/hot	2536 028 1040-52B	2536 014 1040-52B	2536 037 1040-52B	2536 040 1040-52B

For further information and mounting instructions please refer to www.BROEN.com or contact your local BROEN LAB representative.