

MINIMAL corner washbasin

Ref. 121550

Polished satin 304 stainless steel






DESCRIPTION

MINIMAL corner washbasin - Ref. 121550

Wall-mounted corner washbasin (90° angle).
 Basin internal diameter: 320mm.
 Clean and simple design.
 Bacteriostatic 304 stainless steel.
 Polished satin finish.
 Stainless steel thickness: 1.2mm
 Rounded edges prevent injury.
 With Ø 35mm central tap hole.
 Supplied with 1 ¼" waste.
 Without overflow.
 Supplied with fixing elements.
 CE marked. Complies with European standard EN 14688.
 Weight: 4kg.
 [Formerly ref: 0211550008]

ADVANTAGES

-  Bacteriostatic 304 stainless steel, smooth surface
-  Rounded edges prevent injury
-  Clean and simple design

TECHNICAL FEATURES

MINIMAL corner washbasin - Ref. 121550

Height	150mm
Length	340mm
Width	420mm
Thickness	1.2mm
Finish	304 polished satin stainless steel
Standards and certifications	
Warranty	

