

## BINOPTIC MIX electronic mixer

Ref. 498MCHLH

Battery-operated







### DESCRIPTION

#### BINOPTIC MIX electronic mixer - Ref. 498MCHLH

Deck-mounted electronic basin mixer:  
 Independent IP65 electronic control unit.  
 123 6V Lithium batteries.  
 Flow rate pre-set at 3 lpm at 3 bar, can be adjusted from 1.5 - 6 lpm.  
 Scale-resistant flow straightener.  
 Adjustable duty flush (pre-set flush 60 seconds every 24 hours after last use).  
 Active, infrared presence detection, sensor at the end of the spout optimises detection.  
 Chrome-plated brass body.  
 PEX flexibles with filters and solenoid valves M $\frac{3}{8}$ ".  
 Fixing reinforced by 2 stainless steel rods.  
 Anti-blocking security.  
 Spout with smooth interior and low water volume (reduces bacterial development).  
 Side temperature control with adjustable maximum temperature and ergonomic LH lever.  
 Drop height 250mm for counter-top washbasins.  
 Suitable for people with reduced mobility.  
 10-year warranty.

### ADVANTAGES

-  90% water savings
-  Total hygiene: no manual contact
-  Anti-bacterial duty flush
-  Sleek design

### TECHNICAL FEATURES

#### BINOPTIC MIX electronic mixer - Ref. 498MCHLH

Supply	6V batteries
Connector	M3/8"
Technology	Electronic
Drop height	250mm
Spout length	185mm
Flow rate	3 lpm
Warranty	