



mediclinics



Hand dryer Troubleshooting Guide
Machflow

Troubleshooting Guide Machflow

What to do if hand drier....

- does not work
- runs continuously (non stop)
- **presents a wrong performance**
 - ...running "on and off"
 - ...giving a weird noise
 - ...presenting sparks
 - ...giving a low blow

These tasks must be performed by a qualified technician

Troubleshooting Guide Machflow

Does not work

No electricity supply

- Check master switch has not been triggered.
- Check that equipment is correctly plugged.
- Make sure it has the proper power.



Installation fault

- Check if all wiring connection to terminal block are OK




Led sensor of ECU might be dirty

- Make sure LED sensor visor is completely clean
- Check if the cover fits well with the base fixed with the screws and without interfering with detectors



In other case

- Check coal motor brushes condition and make sure motor is working properly.
- Make sure that ECU is feeding the motor and any component isn't damaged.



Troubleshooting Guide Machflow

Dryer runs continuously (non-stop)

Over-sensitivity

- Adjust lower sensitivity in ECU potentiometer
- Check if the cover fits well with the base fixed with the screws and without interfering with detectors

Target too close to dryer

- Adjust lower sensitivity in ECU potentiometer
- Check if equipment installation is done according installation manual

LED sensor might be dirty

- Make sure LED sensor visor is completely clean

In other case

- Make sure that ECU is working correctly and if not, replace the ECU




Troubleshooting Guide Machflow

Dryer presents a wrong performance

...running "on and off"

ECU does not work properly

- Check if all wiring connection are right
- Make sure that ECU is feeding properly the motor and any component is damaged.



...giving a weird noise

Cover is not fitted properly

- Check that cover is fixed suitable with the correct screws and that handryer is fixed properly to the wall



Internal components

- Check all internal components are fixed suitable.



External solids

- Check that any external solid is moving freely inside the motor or inside the cover.



Troubleshooting Guide Machflow

Dryer presents a wrong performance

...giving a weird noise

Coal motor brushes over

- Check if coal motor brushes are well assembled and in good condition, If not, replace coal brushes set



Motor fixation is loosed

- Check if motor is well fixed to the base, if not, fix suitably the motor.



Motor is damaged

- Check if motor works correctly, if not, replace the motor.

ECU is not working properly

- Make sure that ECU is feeding properly the motor and any component isn't damaged. If not replace the ECU



Troubleshooting Guide Machflow

Dryer presents a wrong performance

...giving a low blow

Insufficient
voltage
value

- Make sure ECU is supplied with the proper power and hand dryer is properly grounded.

Adjust air
velocity

- Adjust higher speed in ECU potentiometer according to users manual instructions.

In other case

- Check if motor is working properly. If yes, replace ECU.



Troubleshooting Guide Machflow

Dryer presents a wrong performance

...presenting sparks or burning smell


Coal motor brushes over

- Check if coal motor brushes are well assembled and in good condition, If not, replace coal brushes set



The motor is damaged

- Check if motor works properly and if any component is damaged. If necessary replace motor





mediclinics

Hand Dryers and Washroom Accessories



www.mediclinics.com

Skype: mediclinics

