



EPOQUE



Opções:

Acabamento exterior ~ Saia exterior em Cobre ~ Saia exterior em alumínio ~ Saia exterior em inox ~ Saia exterior em pele ~ Saia exterior latão polido ~ Saia exterior folheada à mão em folha de Ouro, Prata ou Cobre | Fundo anti-deslizante | Furos para torneiras

Options:

Outside finishing ~ Solid Copper skirt ~ Aluminium skirt ~ Stainless steel skirt ~ Leather skirt ~ Polished solid brass skirt
Hand Gilded exterior skirt in Gold, Silver or Copper leaf | Antislip | Tap holes

1700 x 680

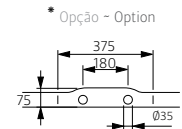
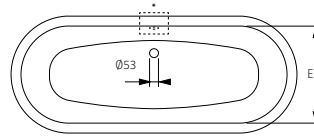
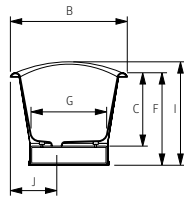
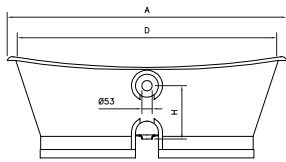


EPOQUE

DIMENSÕES - DIMENSIONS (mm)

1700	1700	680	492	1620	585	635	465	390	695	250	-	-	-	-	-	-
	A	B	C	D	E	F	G	H	I	J	L	M	N	O	P	Q

1700	
KG	LT
PESO/WEIGHT 198	VOL. 215



Pormenor da aba - Rim detail



Medidas Aproximadas | Válvula de segurança disponível com 63mm
 Approximate measurements | Overflow hole available with 63mm

