



PRICE LIST
COMPLETE RANGE

VALID FROM 01.01.2021

Table of contents

Article	Productline	Page
AC	Accessories	22
BA	The safe grip accessories	30
BF	The safe grip · Barrier-free living	29
L	L-Line (discontinued)	
PC	P-Line accessories	28
PP	P-Line	26
WA	Fittings	25
WH	H-Line	28
WP	A-Line	3
	Covering frames	31
	Consumables	33
	Spare parts	33
	Options	32

Liquid soap dispensers for disposable bottles are supplied with a first fill of Ewaderm Soft, foam soap dispensers with a first fill of foam soap concentrate.

Paper towel dispensers are supplied with one package of Ewadry Premium paper towels.

With the P-Line only foam soap dispensers are supplied with a first fill.

Specifications are over all dimensions width x height x depth.

Indication of weights are approx. values including packaging or including first fill.










Hint powder coatings: When ordering, please indicate RAL color and gloss level.

Minimum order value of 1.000 € gross, or with surcharge of 100 € gross per color.












Prices are ex works including packaging, plus 1 % transport insurance and VAT.

The parcel shipment is CO₂ - neutral.






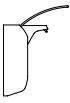


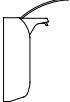


A-Line

Article of stainless steel AISI 316L or according to material specification * = with first fill	Article-No. mounting	satin finished	highly polished	powder-coating <small>(please note hint on page 2)</small>
		Prices in € Ident-No.	Prices in € Ident-No.	Prices in € Ident-No.
Liquid soap dispenser				
 500 ml soap bottle * Weight: 1,9 kg Dimensions: 70 x 270 x 120 mm Options: receptacle, see page 31	WP101 surface	200,- 727 301	254,- 731 970	231,- 728 075
Liquid soap dispenser				
 700 ml fixed soap tank Weight: 1,4 kg Dimensions: 70 x 270 x 120 mm Options: receptacle, see page 31	WP101-1 surface	200,- 727 303	254,- 731 303	231,- 728 303
Disinfectant dispenser				
 700 ml fixed tank Weight: 1,4 kg Dimensions: 70 x 270 x 120 mm Options: receptacle, see page 31	WP101-7 surface	210,- 727 313	265,- 731 313	242,- 728 313
Sensor liquid soap dispenser				
 500 ml soap bottle * Weight: 2,2 kg Dimensions: 85 x 257 x 120 mm Options: receptacle, see page 31 power supply, see page 32	WP101e surface	296,- 727 333	354,- 731 333	336,- 728 333
Sensor disinfectant dispenser				
 700 ml fixed tank Weight: 1,7 kg Dimensions: 85 x 257 x 120 mm Options: receptacle, see page 31 power supply, see page 32	WP101e-7 surface	306,- 727 343	364,- 731 343	347,- 728 343
Liquid soap dispenser				
 950 ml soap bottle * Weight: 2,5 kg Dimensions: 80 x 298 x 120 mm Options: receptacle, see page 31	WP102 surface	206,- 727 302	272,- 731 302	240,- 728 076
Liquid soap dispenser				
 850 ml plug-in tank Weight: 1,6 kg Dimensions: 80 x 298 x 120 mm Options: receptacle, see page 31	WP102-1 surface	206,- 727 304	272,- 731 304	240,- 728 304
Disinfectant dispenser				
 950 ml fixed tank Weight: 1,6 kg Dimensions: 80 x 298 x 120 mm Options: receptacle, see page 31	WP102-7 surface	216,- 727 309	282,- 731 309	251,- 728 309
Sensor liquid soap dispenser				
 950 ml soap bottle * Weight: 2,9 kg Dimensions: 85 x 298 x 120 mm Options: receptacle, see page 31 power supply, see page 32	WP102e surface	303,- 727 306	372,- 731 306	345,- 728 306












A-Line

Article of stainless steel AISI 316L or according to material specification * = with first fill	Article-No. mounting	satin finished	highly polished	powder-coating <small>(please note hint on page 2)</small>
		Prices in € Ident-No.	Prices in € Ident-No.	Prices in € Ident-No.
Sensor liquid soap dispenser				
 850 ml plug-in tank Weight: 1,8 kg Dimensions: 85 x 298 x 120 mm Options: receptacle, see page 31 power supply, see page 32	WP102e-1 surface	303,- 727 308	372,- 731 308	345,- 728 308
Sensor disinfectant dispenser				
 950 ml fixed tank Weight: 1,8 kg Dimensions: 85 x 298 x 120 mm Options: receptacle, see page 31 power supply, see page 32	WP102e-7 surface	313,- 727 311	383,- 731 311	356,- 728 311
Hygiene station stand model				
 950 ml sensor disinfectant dispenser Weight: 10,2 kg Dimensions: 380 x 1350 x 380 mm	WP102e-7S floor installation	649,- 727 370		790,- 728 370
Receptacle for WP102e-7S				
 Weight: 0,5 kg Dimensions: 220 x 25 x 255 mm	floor installation	80,- 923 133		105,- 923 133-RAL
Hygiene station table model				
 950 ml Sensor disinfectant dispenser Weight: 5,7 kg Dimensions: 300 x 500 x 300 mm	WP102e-7T table installation	592,- 727 371		717,- 728 371
Foam soap dispenser				
 400 ml foam soap concentrate * Weight: 1,9 kg Dimensions: 80 x 298 x 120 mm Options: receptacle, see page 31	WP103 surface	251,- 727 103	317,- 731 103	288,- 728 072
Liquid soap dispenser				
 1000 ml fixed soap tank Weight: 1,5 kg Dimensions: 148 x 148 x 120 mm	WP105 surface	251,- 727 599	300,- 731 599	288,- 728 110
Liquid soap dispenser				
 1000 ml fixed tank Weight: 1,5 kg Dimensions: 148 x 148 x 120 mm	WP106 flushed AISI 316L	251,- 727 607	276,- 731 607	287,- 728 111
Liquid soap dispenser				
 200 ml fixed tank Weight: 0,8 kg Dimensions: 70 x 170 x 90 mm	WP107 surface AISI 316L	172,- 727 307	215,- 731 307	199,- 728 307
Paper towel dispenser				
 ca. 750 paper towels * Weight: 4,1 kg Dimensions: 298 x 448 x 120 mm	WP111 surface	211,- 727 449	297,- 731 449	288,- 728 124
Paper towel dispenser				
 ca. 500 paper towels * Weight: 4,5 kg Dimensions: 298 x 448 x 120 mm	WP112 flushed	275,- 727 579	321,- 731 579	351,- 728 118

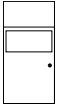









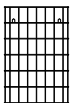
A-Line

Article of stainless steel AISI 304 or according to material specification * = with first fill	Article-No. mounting	satin finished	highly polished	powder-coating <small>(please note hint on page 2)</small>
		Prices in € Ident-No.	Prices in € Ident-No.	Prices in € Ident-No.
Paper towel dispenser				
 ca. 500 paper towels Weight: 3,1 kg Dimensions: 298 x 298 x 120 mm	* WP113 surface	186,- 727 433	264,- 731 433	244,- 728 125
Paper towel dispenser				
 ca. 250 paper towels Weight: 3,4 kg Dimensions: 298 x 298 x 120 mm	* WP114 flushed	249,- 727 570	287,- 731 570	305,- 728 119
Paper towel dispenser				
 ca. 250 paper towels Weight: 3,8 kg Dimensions: 200 x 300 x 185 mm	* WP117 tabletop	281,- 727 040	326,- 731 040	341,- 728 040
Tissue dispenser				
 1 Kleenex®-Box Weight: 1,5 kg Dimensions: 269 x 122,5 x 76 mm	WP118 surface	128,- 727 520	176,- 731 520	171,- 728 520
Wet wipe toilet paper dispenser				
 Weight: 1,0 kg Dimensions: 172 x 79 x 130 mm	WP119 surface	115,- 727 525	174,- 731 525	155,- 729 525
Disinfectant dispenser				
 500 ml disinfectant Weight: 1,1 kg Dimensions: 80 x 245 x 220 mm	WP120 surface	128,- 727 120		
Receptacle with bracket for WP 120				
 Weight: 0,5 kg Dimensions: 150 x 365 x 260 mm	surface	58,- 727 130		
Cover plate lockable for WP 120				
 Weight: 0,3 kg Dimensions: 77 x 187 x 70 mm	surface	39,- 727 132		
Disinfectant dispenser				
 1000 ml disinfectant Weight: 1,3 kg Dimensions: 92 x 290 x 225 mm	WP121 surface	147,- 727 121		
Receptacle with bracket for WP 121				
 Weight: 0,5 kg Dimensions: 150 x 410 x 260 mm	surface	61,- 727 131		
Cover plate lockable for WP 121				
 Weight: 0,3 kg Dimensions: 89 x 232 x 77 mm	surface	40,- 727 133		













A-Line

Article of stainless steel AISI 304 or according to material specification * = with first fill	Article-No. mounting	satin finished Prices in € Ident-No.	highly polished Prices in € Ident-No.	powder-coating (please note hint on page 2) Prices in € Ident-No.
Tabletop disinfectant dispenser chrome plated				
 refillable from the top Weight: 0,6 kg Dimensions: 68 x 334 x 129 mm	WP122-1 tabletop		226,- 923 339	
Tabletop disinfectant dispenser stainless steel				
 refillable from the top Weight: 0,7 kg Dimensions: 68 x 334 x 129 mm	WP122-3 tabletop AISI 316L	351,- 923 340	444,- 931 340	
Glove dispenser				
 for 1 box disposable gloves Weight: 1,3 kg Dimensions: 250 x 138 x 88 mm	WP123 surface	64,- 727 545	96,- 731 545	111,- 728 545
Waste bin				
 ca. 23 l open at top Weight: 3,6 kg Dimensions: 298 x 448 x 170 mm	WP126 (WP178) surface	161,- 727 733	233,- 731 733	243,- 728 080
Swing flap with covering frame				
 Installation on the front side Weight: 0,6 kg Dimensions: 173 x 173 x 32 mm	WP130 under-counter	131,- 727 658	161,- 731 658	158,- 728 658
Waste bin				
 ca. 16 l Weight: 7,9 kg Dimensions: 448 x 598 x 120 mm	WP131 surface	316,- 727 566	436,- 731 566	441,- 728 120
Waste bin				
 ca. 12 l Weight: 5,9 kg Dimensions: 298 x 598 x 140 mm Options: hygiene bin, see page 32	WP133 surface	277,- 727 562	379,- 731 562	371,- 728 121
Waste bin				
 ca. 11 l Weight: 5,6 kg Dimensions: 298 x 598 x 120 mm Options: hygiene bin, see page 32	WP134 flushed	274,- 727 548	331,- 731 548	358,- 728 123
Swing flap with covering frame				
 Installation on the front side Weight: 1,0 kg Dimensions: 298 x 148 x 32 mm	WP135 under-counter	131,- 764 220	160,- 741 220	156,- 728 221
Swing flap with covering frame				
 Installation on the front side Weight: 1,1 kg Dimensions: 326 x 173 x 32 mm	WP136 under-counter	131,- 764 657	161,- 731 657	158,- 728 657
Hygiene waste bin				
 ca. 6 l plastic hygiene bin Weight: 5,0 kg Dimensions: 298 x 448 x 120 mm	WP137 surface	374,- 728 100	466,- 731 100	458,- 728 115













A-Line

Article of stainless steel AISI 304 or according to material specification * = with first fill	Article-No. mounting	satin finished	highly polished	powder-coating <small>(please note hint on page 2)</small>
		Prices in € Ident-No.	Prices in € Ident-No.	Prices in € Ident-No.
Hygiene-Waste bin				
 ca. 6 l plastic hygiene bin Weight: 5,9 kg Dimensions: 298 x 598 x 120 mm	WP138 flushed	403,- 728 150	453,- 731 150	480,- 728 116
Waste bin				
 ca. 18 l Weight: 7,1 kg Dimensions: 298 x 448 x 310 mm Options: console, see page 31	WP139 under-counter	311,- 727 405	400,- 731 405	416,- 728 129
Hygiene waste bin				
 ca. 12 l with storage container for paper sanitary bags Weight: 6,7 kg Dimensions: 282 x 392 x 203 mm	WP140 surface	335,- 727 087	443,- 731 087	435,- 728 087
Disposal frame				
 Installation on the top side Weight: 0,7 kg Dimensions: 170 x 170 x 100 mm	WP145 tabletop	98,- 727 145	141,- 731 145	127,- 729 145
Disposal frame				
 Installation on the front side Weight: 0,4 kg Dimensions: 298 x 148 x 20 mm	WP146-1 under-counter	70,- 727 146	101,- 731 146	89,- 729 146
Waste bin				
 ca. 32 l Weight: 11,0 kg Dimensions: 298 x 898 x 220 mm	WP147 flushed	483,- 727 147	611,- 731 147	607,- 728 147
Toilet roll holder				
 for 1 roll, lockable Weight: 0,7 kg Dimensions: 140 x 110 x 90 mm	WP148 surface	107,- 764 190	131,- 731 190	132,- 728 190
Double toilet roll holder				
 for 2 rolls, lockable Weight: 0,9 kg Dimensions: 240 x 110 x 90 mm	WP149 surface	124,- 764 210	160,- 732 210	171,- 730 210
Waste basket				
 ca. 72 l chrome plated Weight: 1,3 kg Dimensions: 400 x 600 x 300 mm	WP150 surface		97,- 922 117	
Waste basket				
 ca. 72 l stainless steel Weight: 1,3 kg Dimensions: 400 x 600 x 300 mm	WP150-1 surface	121,- 922 118		
Waste basket				
 ca. 72 l plastic coated Weight: 1,4 kg Dimensions: 400 x 600 x 300 mm	WP150-2 surface			66,- 922 116

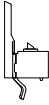
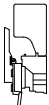
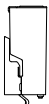


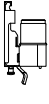

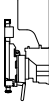
A-Line

Article	Article-No.	satin finished	highly polished	powder-coating
of stainless steel AISI 304 or according to material specification * = with first fill				(please note hint on page 2)
	mounting	Prices in € Ident-No.	Prices in € Ident-No.	Prices in € Ident-No.
Waste basket				
 ca. 48 l chrome plated Weight: 1,0 kg Dimensions: 400 x 600 x 200 mm	WP151 surface		85,- 922 932	
Waste basket				
 ca. 48 l stainless steel Weight: 1,0 kg Dimensions: 400 x 600 x 200 mm	WP151-1 surface	95,- 922 931		
Waste basket				
 ca. 48 l plastic coated Weight: 1,1 kg Dimensions: 400 x 600 x 200 mm	WP151-2 surface			65,- 922 933
Waste bin				
 ca. 34 l open at top Weight: 4,9 kg Dimensions: 298 x 598 x 190 mm	WP152 (WP178-P) surface	187,- 727 195	274,- 731 195	294,- 728 195
Disposal flap self-closing				
 Installation on the top side Weight: 0,9 kg Dimensions: 170 x 235 x 30 mm	WP154 tabletop	169,- 727 220	198,- 732 220	198,- 728 220
Disposal flap self-closing				
 Installation on the top side Weight: 1,6 kg Dimensions: 300 x 235 x 30 mm	WP154-1 tabletop	202,- 727 230	236,- 731 230	239,- 728 230
Sanitary bag storage container				
 for paper sanitary bags Weight: 1,3 kg Dimensions: 298 x 148 x 100 mm	WP155 surface	104,- 727 665	144,- 731 665	160,- 728 112
Sanitary bag dispenser				
 for 1 box plastic sanitary bags Weight: 0,5 kg Dimensions: 100 x 130 x 25 mm	* WP156 surface	105,- 727 500	128,- 731 500	129,- 728 143
Sanitary bag dispenser lockable				
 for 1 box plastic sanitary bags Weight: 0,6 kg Dimensions: 100 x 170 x 25 mm	* WP156-1 surface	129,- 727 518	163,- 731 518	164,- 728 518
Toilet roll holder				
 for 1 roll Weight: 1,0 kg Dimensions: 163 x 170 x 100 mm	WP157 flushed	107,- 727 740	131,- 731 740	131,- 728 740
Disposal flap self-closing				
 Installation on the top side Weight: 0,9 kg Dimensions: 170 x 170 x 30 mm	WP158-1 tabletop	169,- 727 238	198,- 731 238	198,- 728 238
Waste disposal ring				
 Installation on the top side Weight: 0,5 kg Dimensions: Ø 150 x 100 mm	WP159 tabletop	95,- 727 080	131,- 731 080	121,- 729 080

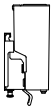









A-Line

Article of stainless steel AISI 304 or according to material specification * = with first fill	Article-No. mounting	satin finished	highly polished	powder-coating <small>(please note hint on page 2)</small>
		Prices in € Ident-No.	Prices in € Ident-No.	Prices in € Ident-No.
Waste disposal ring				
 Installation on the front side Weight: 0,2 kg Dimensions: Ø 150 x 20 mm	WP159-1 under-counter	64,- 727 075	89,- 731 075	79,- 729 075
Toilet brush set				
 closed construction Weight: 3,5 kg Dimensions: 148 x 448 x 120 mm	WP161 flushed	261,- 727 360	299,- 731 360	
Toilet brush set				
 closed construction Weight: 3,5 kg Dimensions: 148 x 448 x 120 mm	WP162 surface	261,- 727 380	345,- 731 380	
Large roll holder				
 1 large roll max. Ø 280 x 100 mm Weight: 4,8 kg Dimensions: 353 x 350 x 120 mm	WP163 surface	288,- 727 090	375,- 731 090	365,- 729 090
Toilet roll holder				
 for 4 rolls Weight: 6,2 kg Dimensions: 353 x 350 x 120 mm	WP 163-S surface	392,- 727 290	481,- 731 290	479,- 728 290
Toilet roll holder				
 with hidden reserve roll Weight: 3,9 kg Dimensions: 148 x 348 x 150 mm	WP164 surface	308,- 727 200	387,- 733 200	375,- 728 203
Paper towel dispenser				
 ca. 250 paper towels Weight: 3,2 kg Dimensions: 326 x 173 x 164 mm	* WP165 under-counter	181,- 764 186	212,- 731 186	233,- 728 114
Paper towel dispenser				
 ca. 250 paper towels Weight: 3,1 kg Dimensions: 298 x 148 x 164 mm	* WP166 under-counter	181,- 764 200	211,- 732 200	233,- 730 200
Toilet roll holder				
 with hidden reserve roll Weight: 3,9 kg Dimensions: 148 x 348 x 150 mm	WP167 flushed	308,- 728 500	344,- 732 500	375,- 729 500
Toilet roll storage container				
 for 5 rolls Weight: 2,5 kg Dimensions: 120 x 680 x 130 mm	WP168 surface	124,- 727 168	214,- 731 168	165,- 728 168
Toilet paper sheet dispenser				
 for 500 sheets Weight: 2,5 kg Dimensions: 120 x 298 x 120 mm	WP169 surface	148,- 753 200	213,- 731 200	185,- 729 200
Paper towel dispenser				
 ca. 500 paper towels Weight: 5,7 kg Dimensions: 298 x 148 x 310 mm	* WP170 under-counter	355,- 727 408	389,- 731 408	427,- 728 128












A-Line

Article of stainless steel AISI 304 or according to material specification * = with first fill	Article-No. mounting	satin finished	highly polished	powder-coating (please note hint on page 2)
		Prices in € Ident-No.	Prices in € Ident-No.	Prices in € Ident-No.
Soap dispenser for cabinet				
 950 (500) ml soap bottle * Weight: 1,5 kg Dimensions: 67(69) x 259(221) x 97(88) mm Options: plug-in tank, see page 32	WP173 cabinet AISI 316L	90,- 727 173		
Soap dispenser for cabinet				
 200 ml fixed soap tank Weight: 0,5 kg Dimensions: 67 x 150 x 88 mm	WP173-1 cabinet AISI 316L	83,- 727 174		
Foam soap dispenser for cabinet				
 400 ml foam soap concentrate * Weight: 1,0 kg Dimensions: 67 x 247 x 115 mm	WP173-5 cabinet AISI 316L	126,- 727 185		
Disinfectant dispenser for cabinet				
 950 ml fixed soap tank Weight: 0,6 kg Dimensions: 71 x 229 x 110 mm	WP173-7 cabinet AISI 316L	100,- 727 178		
Sensor soap dispenser for cabinet				
 950 (500) ml soap bottle * Weight: 1,8 kg Dimensions: 87 x 293(255) x 129(121) mm Options: plug-in tank, power supply, see page 32	WP173e cabinet AISI 316L	186,- 727 183		
Sensor soap dispenser for cabinet				
 200 ml fixed soap tank Weight: 0,8 kg Dimensions: 87 x 174 x 120 mm Options: power supply, see page 32	WP173e-1 cabinet AISI 316L	179,- 727 184		
Sensor disinfectant dispenser for cabinet				
 950 ml fixed soap tank Weight: 1,0 kg Dimensions: 87 x 248 x 120 mm Options: power supply, see page 32	WP173e-7 cabinet AISI 316L	198,- 727 186		
Soap dispenser for fixed mirror				
 200 ml fixed soap tank Weight: 0,6 kg Dimensions: 68 x 155 x 98 mm	WP174 behind mirror AISI 316L	154,- 727 030		
Soap dispenser for fixed mirror				
 950 (500) ml soap bottle * Weight: 1,6 kg Dimensions: 91 x 259(221) x 98 mm Options: plug-in tank, see page 32	WP174-2 behind mirror AISI 316L	160,- 727 036		
Foam soap dispenser for fixed mirror				
 400 ml foam soap concentrate * Weight: 1,1 kg Dimensions: 69 x 250 x 127 mm	WP174-5 behind mirror AISI 316L	188,- 727 048		











A-Line

Article of stainless steel AISI 304 or according to material specification * = with first fill	Article-No. mounting	satin finished	highly polished	powder-coating (please note hint on page 2)
		Prices in € Ident-No.	Prices in € Ident-No.	Prices in € Ident-No.
Disinfectant dispenser for fixed mirror				
 950 ml fixed soap tank Weight: 0,7 kg Dimensions: 71 x 230 x 121 mm	WP174-7 behind mirror AISI 316L	170,- 727 049		
Sensor soap dispenser for fixed mirror				
 200 ml fixed soap tank Weight: 0,9 kg Dimensions: 86 x 207 x 148 mm Options: power supply, see page 32	WP174e behind mirror AISI 316L	252,- 727 038		
Sensor soap dispenser for fixed mirror				
 950 (500) ml soap bottle Weight: 1,9 kg Dimensions: 86 x 287(248) x 148 mm Options: plug-in tank, power supply, see page 32	* WP174e-2 behind mirror AISI 316L	258,- 727 039		
Sensor disinfectant dispenser for fixed mirror				
 950 ml fixed soap tank Weight: 1,0 kg Dimensions: 86 x 242 x 150 mm Options: power supply, see page 32	WP174e-7 behind mirror AISI 316L	268,- 727 046		
Paper towel dispenser for cabinet				
 ca. 500 paper towels Weight: 2,4 kg Dimensions: 298 x 298 x 121 mm	* WP175 cabinet	142,- 727 055		
Paper towel dispenser for fixed mirror				
 ca. 500 paper towels Weight: 4,1 kg Dimensions: 298 x 360 x 120 mm	* WP176 behind mirror	211,- 727 060		
Paper towel dispenser for fixed mirror				
 ca. 500 paper towels with drawer Weight: 6,0 kg Dimensions: 298 x 385 x 135 mm	* WP176-1 behind mirror	310,- 727 065		
Hygiene waste bin				
 ca. 4 l with plastic sanitary bag dispenser Weight: 2,7 kg Dimensions: 220 x 250 x 115 mm	* WP177 surface	201,- 727 085	260,- 731 085	254,- 728 085
Hygiene waste bin				
 ca. 4 l with plastic sanitary bag dispenser and vanity flap Weight: 3,7 kg Dimensions: 220 x 344 x 115 mm	* WP177-1 surface	258,- 727 240	331,- 732 240	320,- 729 240
Hygiene waste bin				
 ca. 12 l with plastic sanitary bag dispenser Weight: 5,6 kg Dimensions: 300 x 398 x 155 mm	* WP177-2 surface	330,- 727 340	438,- 731 340	429,- 728 340










A-Line

Article of stainless steel AISI 304 or according to material specification * = with first fill	Article-No. mounting	satin finished Prices in € Ident-No.	highly polished Prices in € Ident-No.	powder-coating <small>(please note hint on page 2)</small> Prices in € Ident-No.
Hygiene waste bin				
 ca. 4 l Weight: 2,4 kg Dimensions: 200 x 250 x 115 mm	WP179 surface	145,- 727 050	198,- 731 050	188,- 728 030
Hygiene waste bin				
 ca. 4 l with vanity flap Weight: 3,5 kg Dimensions: 200 x 344 x 115 mm	WP179-1 surface	202,- 727 250	272,- 734 250	261,- 729 250
Hygiene waste bin				
 ca. 12 l Weight: 5,5 kg Dimensions: 300 x 398 x 155 mm	WP179-2 surface	267,- 727 350	362,- 731 350	361,- 729 350
Waste bin				
 ca. 36 l 2 hinged flaps Weight: 10,9 kg Dimensions: 298 x 598 x 308 mm Options: hygiene bin, see page 32	WP180 surface	518,- 769 048	654,- 731 048	651,- 728 048
Waste bin				
 ca. 36 l open at top Weight: 9,4 kg Dimensions: 298 x 598 x 308 mm Options: hygiene bin, see page 32	WP181 surface	435,- 769 047	545,- 731 047	563,- 728 047
Waste bin				
 ca. 60 l open at top Weight: 7,4 kg Dimensions: 400 x 600 x 250 mm	WP183 (WP183-P) surface	267,- 727 690	380,- 731 690	387,- 728 690
Waste bin				
 ca. 40 l open at top, incl. holder Weight: 6,1 kg Dimensions: 298 x 448 x 300 mm	WP188 under-counter	343,- 727 615	464,- 731 615	477,- 728 615
Tabletop soap dispenser chrome plated				
 refillable from the top Weight: 1,2 kg Dimensions: 65 x 359 x 120 mm	WP189-1 tabletop		281,- 923 375	
Tabletop soap dispenser stainless steel				
 refillable from the top Weight: 1,3 kg Dimensions: 65 x 359 x 120 mm	WP189-3 tabletop AISI 316L	600,- 923 376	700,- 931 376	
Tabletop soap dispenser chrome plated				
 refillable from the top Weight: 0,9 kg Dimensions: 65 x 312 x 130 mm	WP190 tabletop		143,- 923 368	
Tabletop soap dispenser chrome plated				
 refillable from the top Weight: 0,8 kg Dimensions: 65 x 310 x 130 mm Options: rose, see page 32	WP191-1 tabletop		135,- 923 942	


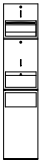


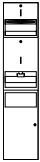


A-Line

Article of stainless steel AISI 304 or according to material specification * = with first fill	Article-No. mounting	satin finished Prices in € Ident-No.	highly polished Prices in € Ident-No.	powder-coating <small>(please note hint on page 2)</small> Prices in € Ident-No.
Tabletop soap dispenser stainless steel				
 refillable from the top Weight: 0,8 kg Dimensions: 65 x 310 x 130 mm Options: rose, see page 32	WP191-3 tabletop AISI 316L	343,- 924 027	436,- 931 191	
Tabletop soap dispenser in chrome plated				
 refillable from the top Weight: 0,8 kg Dimensions: 65 x 310 x 130 mm Options: rose, see page 32	WP191-Kids tabletop		151,- 923 943	
Tabletop soap dispenser chrome plated				
 refillable from the top Weight: 1,6 kg Dimensions: 65 x 456 x 160 mm Options: rose, see page 32	WP192-1 tabletop		329,- 923 370	
Tabletop soap dispenser stainless steel				
 refillable from the top Weight: 1,7 kg Dimensions: 65 x 456 x 160 mm Options: rose, see page 32	WP192-3 tabletop AISI 316L	559,- 923 371	683,- 931 371	
Tabletop soap dispenser chrome plated				
 refillable from the top Weight: 1,3 kg Dimensions: 65 x 328 x 165 mm	WP193 tabletop		162,- 923 151	
Panel mounted liquid soap dispenser				
 with suction tube and bottom valve Weight: 0,7 kg Dimensions: 40 x 220 x 40 mm	WP194 panel AISI 316L	332,- 727 305	399,- 731 305	
Tabletop soap dispenser stainless steel				
 refillable from the top Weight: 1,0 kg Dimensions: 60 x 420 x 125 mm	WP195 tabletop AISI 316L	318,- 925 210	415,- 931 210	
Tabletop soap dispenser stainless steel				
 refillable from the top Weight: 1,6 kg Dimensions: 60 x 566 x 125 mm	WP195-10 tabletop AISI 316L	465,- 925 215	591,- 931 215	
Waste basket				
 ca. 52,5 l chrome plated Weight: 1,0 kg Dimensions: 350 x 600 x 250 mm	WP196 under-counter surface		91,- 923 117	
Waste basket				
 ca. 44 l chrome plated Weight: 0,9 kg Dimensions: 350 x 500 x 250 mm	WP197 under-counter surface		85,- 924 117	










A-Line

Article of stainless steel AISI 304 or according to material specification * = with first fill	Article-No. mounting	satin finished	highly polished	powder-coating <small>(please note hint on page 2)</small>
		Prices in € Ident-No.	Prices in € Ident-No.	Prices in € Ident-No.
Waste bin				
 ca. 43 l open at top Weight: 8,7 kg Dimensions: 298 x 450 x 510 mm Options: console, see page 31	WP198 under-counter	377,- 828 180	506,- 831 180	520,- 829 180
Waste basket				
 ca. 35 l chrome plated Weight: 0,9 kg Dimensions: 350 x 400 x 250 mm	WP201 under-counter surface		75,- 923 201	
Liquid soap dispenser				
 950 ml soap bottle Weight: 3,9 kg Dimensions: 148 x 448 x 120 mm Options: plug-in tank, see page 32	* WP208 flushed AISI 316L	268,- 727 596	306,- 731 596	325,- 728 146
Foam soap dispenser				
 400 ml foam soap concentrate Weight: 3,4 kg Dimensions: 148 x 448 x 120 mm	* WP208-5 flushed AISI 316L	308,- 727 591	345,- 731 591	366,- 728 591
Disinfectant dispenser				
 950 ml fixed tank Weight: 3,0 kg Dimensions: 148 x 448 x 120 mm	WP208-7 flushed AISI 316L	279,- 727 586	316,- 731 586	336,- 728 586
Sensor liquid soap dispenser				
 950 ml soap bottle Weight: 4,4 kg Dimensions: 148 x 448 x 120 mm Options: plug-in tank, power supply, see page 32	* WP208e flushed AISI 316L	367,- 727 598	405,- 731 598	428,- 728 598
Sensor disinfectant dispenser				
 950 ml fixed tank Weight: 3,5 kg Dimensions: 148 x 448 x 120 mm Options: power supply, see page 32	WP208e-7 flushed AISI 316L	377,- 727 595	416,- 731 595	440,- 728 595
Sanitary bag dispenser lockable				
 for 1 box plastic sanitary bags Weight: 0,9 kg Dimensions: 148 x 148 x 50 mm	* WP256 flushed	162,- 727 510	185,- 731 510	191,- 728 510
Combination soap/paper/waste				
 Soap dispenser 950 ml bottle Paper towel dispenser ca. 250 towels Waste bin with flap ca. 11 l Weight: 14,6 kg Dimensions: 298 x 1348 x 120 mm Options: hygiene bin, plug-in tank, see page 32	* WP500 flushed	891,- 727 625	1012,- 731 625	1033,- 728 144








A-Line

Article of stainless steel AISI 304 or according to material specification * = with first fill	Article-No. mounting	satin finished Prices in € Ident-No.	highly polished Prices in € Ident-No.	powder-coating (please note hint on page 2) Prices in € Ident-No.
Combination foam soap/paper/waste				
 Foam soap dispenser 400 ml bottle * Paper towel dispenser ca. 250 towels * Waste bin with flap ca. 11 l Weight: 14,0 kg Dimensions: 298 x 1348 x 120 mm Options: hygiene bin, see page 32	WP500-5 flushed	931,- 727 619	1052,- 731 619	1075,- 728 619
Combination sensor-soap/paper/waste				
 Sensor soap dispenser 950 ml bottle * Paper towel dispenser ca. 250 towels * Waste bin with flap ca. 11 l Weight: 14,8 kg Dimensions: 298 x 1348 x 120 mm Options: hygiene bin, plug-in tank, power supply, see page 32	WP500e flushed	989,- 727 626	1111,- 731 626	1139,- 728 626
Combination paper/waste				
 Paper towel dispenser ca. 250 towels * Waste bin with flap ca. 11 l Weight: 8,5 kg Dimensions: 298 x 645 x 164 mm	WP501 flushed	540,- 728 000	618,- 731 000	638,- 728 136
Combination soap/paper				
 Soap dispenser 1000 ml tank * Paper towel dispenser ca. 250 towels * Weight: 4,3 kg Dimensions: 448 x 148 x 164 mm	WP506 flushed	410,- 727 613	452,- 731 613	479,- 728 613
Combination soap/paper/waste				
 Soap dispenser 950 ml bottle * Paper towel dispenser ca. 250 towels * Waste bin with flap ca. 11 l Weight: 14,6 kg Dimensions: 298 x 1348 x 120 mm Options: hygiene bin, plug-in tank, see page 32	WP510 surface	891,- 727 645	1099,- 732 970	1082,- 728 145
Combination foam soap/paper/waste				
 Foam soap dispenser 400 ml bottle * Paper towel dispenser ca. 250 towels * Waste bin with flap ca. 11 l Weight: 14,0 kg Dimensions: 298 x 1348 x 120 mm Options: hygiene bin, see page 32	WP510-5 surface	931,- 727 785	1138,- 731 785	1124,- 728 785
Combination sensor-soap/paper/waste				
 Sensor soap dispenser 950 ml bottle * Paper towel dispenser ca. 250 towels * Waste bin with flap ca. 11 l Weight: 14,8 kg Dimensions: 298 x 1348 x 120 mm Options: hygiene bin, plug-in tank, power supply, see page 32	WP510e surface	989,- 727 745	1198,- 731 745	1188,- 728 745








A-Line

Article of stainless steel AISI 304 or according to material specification * = with first fill	Article-No. mounting	satin finished	highly polished	powder-coating (please note hint on page 2)
		Prices in € Ident-No.	Prices in € Ident-No.	Prices in € Ident-No.
Combination paper/waste				
 Paper towel dispenser ca. 250 towels Waste bin with flap ca. 11 l Weight: 8,5 kg Dimensions: 298 x 645 x 164 mm Options: console, see page 31	* WP511 under-counter	540,- 728 050	655,- 732 050	638,- 728 137
Combination paper/waste				
 Paper towel dispenser ca. 500 towels Waste bin with flap ca. 18 l Weight: 12,0 kg Dimensions: 298 x 596 x 310 mm Options: console, see page 31	* WP520 under-counter	603,- 727 651	738,- 731 651	690,- 728 132
Combination paper/waste				
 Paper towel dispenser ca. 250 towels Waste bin with flap ca. 11 l Weight: 9,4 kg Dimensions: 298 x 898 x 120 mm	* WP530 flushed	527,- 722 982	611,- 731 982	627,- 728 092
Combination paper/waste				
 Paper towel dispenser ca. 250 towels Waste bin with flap ca. 11 l Weight: 9,4 kg Dimensions: 298 x 898 x 120 mm	* WP535 surface	527,- 722 992	666,- 731 992	653,- 728 090
Combination paper/waste				
 Paper towel dispenser ca. 500 towels Waste bin with flap ca. 11 l Weight: 10,4 kg Dimensions: 298 x 1048 x 120 mm	* WP540 flushed	554,- 722 983	645,- 731 983	669,- 728 093
Combination paper/waste				
 Paper towel dispenser ca. 500 towels Waste bin with flap ca. 11 l Weight: 10,4 kg Dimensions: 298 x 1048 x 120 mm	* WP545 surface	554,- 722 993	709,- 731 993	700,- 728 091
Combination soap/paper				
 Soap dispenser 500 ml bottle Paper towel dispenser ca. 500 towels Weight: 4,2 kg Dimensions: 400 x 298 x 120 mm	* WP550 surface	357,- 727 780	445,- 731 780	439,- 728 780
Combination foam soap/paper				
 Foam soap dispenser 400 ml bottle Paper towel dispenser ca. 500 towels Weight: 4,1 kg Dimensions: 400 x 298 x 120 mm	* WP550-5 surface	396,- 727 787	486,- 731 787	481,- 728 787
Combination sensor soap/paper				
 Sensor soap dispenser 500 ml bottle Paper towel dispenser ca. 500 towels Weight: 4,5 kg Dimensions: 400 x 298 x 120 mm Options: power supply, see page 32	* WP550e surface	475,- 727 782	546,- 731 782	543,- 728 782








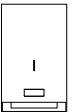

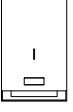
A-Line

Article of stainless steel AISI 304 or according to material specification * = with first fill	Article-No. mounting	satin finished Prices in € Ident-No.	highly polished Prices in € Ident-No.	powder-coating <small>(please note hint on page 2)</small> Prices in € Ident-No.
Combination soap/disinfectant/lotion				
 <p>Soap dispenser 950 ml bottle * Disinfectant dispenser 950 ml tank * Lotion dispenser 950 ml bottle * Weight: 5,3 kg Dimensions: 298 x 298 x 121 mm Options: plug-in tank, see page 32</p>	WP575 surface AISI 316L	421,- 727 730	512,- 731 730	507,- 728 730
Sensor-combination soap/disinfectant/lotion				
 <p>Sensor soap dispenser 950 ml bottle * Sensor disinfectant dispenser 950 ml tank * Sensor lotion dispenser 950 ml bottle * Weight: 6,2 kg Dimensions: 298 x 298 x 121 mm Options: plug-in tank, power supply, see page 32</p>	WP575e surface AISI 316L	712,- 727 735	810,- 731 735	821,- 728 735
Combination soap/lotion				
 <p>Soap dispenser 950 ml bottle * Lotion dispenser 950 ml bottle * Weight: 4,4 kg Dimensions: 218 x 298 x 121 mm Options: plug-in tank, see page 32</p>	WP585 surface AISI 316L	310,- 727 720	389,- 731 720	370,- 728 720
Combination soap/disinfectant				
 <p>Soap dispenser 950 ml bottle * Disinfectant dispenser 950 ml tank * Weight: 3,4 kg Dimensions: 218 x 298 x 121 mm Options: plug-in tank, see page 32</p>	WP585-7 surface AISI 316L	320,- 727 721	399,- 731 721	381,- 728 721
Sensor-combination soap/lotion				
 <p>Sensor soap dispenser 950 ml bottle * Sensor lotion dispenser 950 ml bottle * Weight: 5,1 kg Dimensions: 218 x 298 x 121 mm Options: plug-in tank, power supply, see page 32</p>	WP585e surface AISI 316L	493,- 727 725	576,- 731 725	567,- 728 725
Sensor-combination soap/disinfectant				
 <p>Soap dispenser 950 ml bottle * Sensor disinfectant dispenser 950 ml tank * Weight: 4,0 kg Dimensions: 218 x 298 x 121 mm Options: plug-in tank, power supply, see page 32</p>	WP585e-7 surface AISI 316L	503,- 727 726	587,- 731 726	578,- 728 726
Mirror cupboard with soap/paper				
 <p>Soap dispenser 950 ml bottle * Paper towel dispenser ca. 500 towels * Weight: 12,0 kg Dimensions: 450 x 450 x 130 mm Options: lighting set, plug-in tank, see page 32</p>	WP600 surface	658,- 727 850		








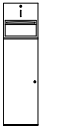
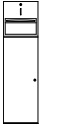
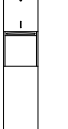
A-Line

Article of stainless steel AISI 304 or according to material specification * = with first fill	Article-No. mounting	satin finished	highly polished	powder-coating (please note hint on page 2)
		Prices in € Ident-No.	Prices in € Ident-No.	Prices in € Ident-No.
Mirror cupboard with foam soap/paper				
 Foam soap dispenser 400 ml bottle Paper towel dispenser ca. 500 towels Weight: 11,5 kg Dimensions: 450 x 450 x 130 mm Options: lighting set, see page 32	* WP600-5 * surface	697,- 727 852		
Mirror cupboard with sensor soap/paper				
 Sensor soap dispenser 950 ml bottle Paper towel dispenser ca. 500 towels Weight: 12,2 kg Dimensions: 450 x 450 x 130 mm Options: lighting set, plug-in tank, power supply, see page 32	* WP600e * surface	757,- 727 851		
Stainless steel mirror				
 600 x 600 mm 2,9 kg	WP601		147,- 727 855	
600 x 400 mm 1,8 kg	WP602		110,- 727 865	
800 x 400 mm 2,6 kg	WP603		137,- 727 870	
700 x 500 mm 2,8 kg	WP604		150,- 727 875	
Other sizes also available on request				
Combination paper/waste				
 Paper towel dispenser ca. 750 towels Waste bin ca. 13 l Weight: 18,2 kg Dimensions: 298 x 1198 x 140 mm	* WP610 flushed	855,- 769 049	956,- 731 049	1003,- 728 135
Combination paper/waste				
 Paper towel dispenser ca. 250 towels Waste bin ca. 7 l Weight: 11,7 kg Dimensions: 298 x 748 x 140 mm	* WP612 flushed	769,- 769 040	847,- 732 040	877,- 769 060
Mirror cupboard with soap/paper				
 Soap dispenser 950 ml bottle Paper towel dispenser ca. 750 towels Weight: 19,7 kg Dimensions: 600 x 600 x 130 mm Options: lighting set, plug-in tank, see page 32	* WP650 * surface	793,- 727 890		
Mirror cupboard with foam soap/paper				
 Foam soap dispenser 400 ml bottle Paper towel dispenser ca. 750 towels Weight: 19,2 kg Dimensions: 600 x 600 x 130 mm Options: lighting set, see page 32	* WP 650-5 * surface	830,- 727 892		





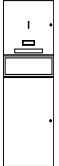
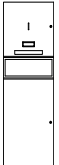
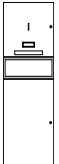
A-Line

Article of stainless steel AISI 304 or according to material specification * = with first fill	Article-No. mounting	satin finished Prices in € Ident-No.	highly polished Prices in € Ident-No.	powder-coating <small>(please note hint on page 2)</small> Prices in € Ident-No.
Mirror cupboard with sensor soap/paper				
 Sensor soap dispenser 950 ml bottle * Paper towel dispenser ca. 750 towels * Weight: 20,0 kg Dimensions: 600 x 600 x 130 mm Options: lighting set, plug-in tank, power supply, see page 32	WP650e surface	888,- 727 891		
Hot air hand dryer				
 2000 watts Weight: 6,9 kg Dimensions: 298 x 396 x 150 mm	WP1100 surface	673,- 733 010	751,- 731 010	771,- 729 010
Hot air hand dryer				
 2000 watts Weight: 6,9 kg Dimensions: 298 x 396 x 150 mm	WP1200 flushed	710,- 733 020	780,- 731 020	795,- 728 020
Sensor paper roll dispenser				
 Transformer-powered; 1 paper roll * Weight: 10,0 kg Dimensions: 350 x 448 x 210 mm	WP1300 surface	583,- 733 210	655,- 731 210	690,- 729 210
Sensor paper roll dispenser				
 Battery-powered; 1 paper roll * Weight: 10,0 kg Dimensions: 350 x 448 x 210 mm	WP1301 surface	583,- 733 220	655,- 730 220	690,- 729 220
Sensor paper roll dispenser				
 Transformer-powered; 1 paper roll * Weight: 10,0 kg Dimensions: 350 x 448 x 210 mm	WP1310 flushed	583,- 733 230	655,- 732 230	690,- 729 230
Sensor paper roll dispenser				
 Battery-powered; 1 paper roll * Weight: 10,0 kg Dimensions: 350 x 448 x 210 mm	WP1311 flushed	583,- 733 240	655,- 731 240	690,- 728 240
Sensor paper roll dispenser				
 Transformer-powered; 1 paper roll; with cabinet for 1 reserve roll * Weight: 11,0 kg Dimensions: 350 x 580 x 210 mm	WP1400 surface	644,- 733 250	735,- 732 250	763,- 728 250
Sensor paper roll dispenser				
 Battery-powered; 1 paper roll; with cabinet for 1 reserve roll * Weight: 11,0 kg Dimensions: 350 x 580 x 210 mm	WP1401 surface	644,- 733 260	735,- 732 260	763,- 728 260
Sensor paper roll dispenser				
 Transformer-powered; 1 paper roll; with cabinet for 1 reserve roll * Weight: 11,0 kg Dimensions: 350 x 580 x 210 mm	WP1410 flushed	644,- 733 270	735,- 732 270	763,- 728 270













A-Line

Article of stainless steel AISI 304 or according to material specification * = with first fill	Article-No. mounting	satin finished Prices in € Ident-No.	highly polished Prices in € Ident-No.	powder-coating (please note hint on page 2) Prices in € Ident-No.
Sensor paper roll dispenser				
 Battery-powered; 1 paper roll; with cabinet for 1 reserve roll Weight: 11,0 kg Dimensions: 350 x 580 x 210 mm	* WP1411 flushed	644,- 733 280	735,- 731 280	763,- 728 280
Nappy changer				
 Horizontal version Weight: 25,1 kg Dimensions: 900 x 566 x 135 mm	WP2010 flushed	1735,- 727 676		2089,- 728 676
Nappy changer				
 Horizontal version Weight: 25,1 kg Dimensions: 910 x 576 x 135 mm	WP2015 surface	1805,- 727 885		2166,- 728 885
Nappy changer				
 Vertical version Weight: 27,0 kg Dimensions: 530 x 936 x 135 mm	WP2110 flushed	1807,- 727 686		2169,- 728 686
Nappy changer				
 Vertical version Weight: 27,0 kg Dimensions: 540 x 946 x 135 mm	WP2115 surface	1839,- 727 886		2202,- 728 886
Paper roll dispenser for nappy changer				
 for 1 paper roll Ø 125 x 390 mm Weight: 3,8 kg Dimensions: 435 x 148 x 148 mm	WP2405 surface	237,- 727 680	318,- 731 680	310,- 728 680
Nappy bin				
 ca. 36 l with vanity flap Weight: 15,0 kg Dimensions: 298 x 748 x 310 mm	WP2505 surface	641,- 727 685	778,- 731 685	781,- 728 685
Combination paper/waste				
 Paper towel dispenser ca. 250 towels Waste bin ca. 32 l Weight: 14,7 kg Dimensions: 298 x 1048 x 220 mm	* WP5010 flushed	690,- 727 528	817,- 731 528	820,- 729 528
Combination paper/waste				
 Paper towel dispenser ca. 250 towels Waste bin ca. 32 l Weight: 14,7 kg Dimensions: 298 x 1048 x 220 mm	* WP5015 surface	690,- 722 996	888,- 731 996	846,- 728 996
Combination paper/waste				
 Paper towel dispenser ca. 500 towels Waste bin ca. 32 l Weight: 14,6 kg Dimensions: 298 x 1198 x 220 mm	* WP5110 flushed	737,- 727 526	874,- 731 526	876,- 729 526










A-Line

Article of stainless steel AISI 304 or according to material specification * = with first fill	Article-No. mounting	satin finished Prices in € Ident-No.	highly polished Prices in € Ident-No.	powder-coating (please note hint on page 2) Prices in € Ident-No.
Combination paper/waste				
 Paper towel dispenser ca. 500 towels Waste bin ca. 32 l Weight: 14,6 kg Dimensions: 298 x 1198 x 220 mm	* WP5115 surface	737,- 722 994	950,- 731 994	905,- 728 994
Combination paper/waste				
 Paper towel dispenser ca. 500 towels Waste bin ca. 32 l Weight: 14,7 kg Dimensions: 298 x 1198 x 220 mm	* WP5120 flushed	737,- 727 524	874,- 731 524	876,- 729 524
Combination paper/waste				
 Paper towel dispenser ca. 500 towels Waste bin ca. 32 l Weight: 14,7 kg Dimensions: 298 x 1198 x 220 mm	* WP5125 surface	737,- 722 995	950,- 731 995	905,- 728 995
Combination paper roll/waste				
 Sensor paper roll dispenser, transformer-powered, 1 paper roll Waste bin ca. 48 l Weight: 26,1 kg Dimensions: 448 x 1348 x 220 mm	* WP5450 flushed	1376,- 727 527	1630,- 731 527	1634,- 729 527
Combination paper roll/waste				
 Sensor paper roll dispenser, battery-powered, 1 paper roll Waste bin ca. 48 l Weight: 26,1 kg Dimensions: 448 x 1348 x 220 mm	* WP5451 flushed	1376,- 727 541	1630,- 731 541	1634,- 729 541
Combination paper roll/waste				
 Sensor paper roll dispenser, transformer-powered, 1 paper roll Waste bin ca. 48 l Weight: 26,1 kg Dimensions: 448 x 1348 x 220 mm	* WP5455 surface	1376,- 722 976	1771,- 731 976	1692,- 728 976
Combination paper roll/waste				
 Sensor paper roll dispenser, battery-powered, 1 paper roll Waste bin ca. 48 l Weight: 26,1 kg Dimensions: 448 x 1348 x 220 mm	* WP5456 surface	1376,- 722 977	1771,- 731 977	1692,- 728 977






Accessories

Article of solid stainless steel AISI 303 with mounting materials	Article-No.	satin finished	highly polished
		Prices in € Ident-No.	Prices in € Ident-No.
Ash tray			
 Weight: 0,6 kg Dimensions: 120 x 89 x 45 mm	AC211	114,- 700 211	138,- 731 211
Mini hook			
 Weight: 0,1 kg Dimensions: Ø 16 x 22 mm	AC214	28,- 700 214	35,- 731 214
Single hook			
 Weight: 0,2 kg Dimensions: Ø 45 x 36 mm	AC215	45,- 700 215	56,- 731 215
Double hook			
 Weight: 0,2 kg Dimensions: Ø 45 x 45 mm	AC216	53,- 702 216	67,- 732 216
Wall mounted door buffer with hook			
 Weight: 0,2 kg Dimensions: Ø 45 x 76 mm	AC217	53,- 700 217	69,- 731 217
Wall mounted door buffer			
 Weight: 0,3 kg Dimensions: Ø 45 x 110 mm	AC218	47,- 700 218	57,- 731 218
Wall mounted door buffer			
 Weight: 0,1 kg Dimensions: Ø 16 x 26 mm	AC219	32,- 700 219	
Toilet roll holder			
 Weight: 0,4 kg Dimensions: 150 x 92 x 44 mm	AC220	80,- 700 220	106,- 731 220
Toilet brush set			
 with replaceable brush head Weight: 1,5 kg Dimensions: 97 x 422 x 129 mm	AC221	185,- 700 221	243,- 731 221
Reserve toilet roll holder			
 Weight: 0,2 kg Dimensions: Ø 40 x 80 mm	AC222	34,- 700 222	41,- 731 222
Double reserve toilet roll holder			
 Weight: 0,7 kg Dimensions: 45 x 233 x 107 mm	AC225-2	83,- 700 225	119,- 731 225
Triple reserve toilet roll holder			
 Weight: 0,8 kg Dimensions: 45 x 333 x 107 mm	AC225-3	95,- 702 225	132,- 732 225

Accessories

Article of solid stainless steel AISI 303 with mounting materials	Article-No.	satin finished		highly polished	
		Prices in € Ident-No.	Prices in € Ident-No.	Prices in € Ident-No.	Prices in € Ident-No.
Floor door stop					
 Weight: 0,2 kg Dimensions: Ø 40 x 40 mm	AC227	51,- 700 227	64,- 731 227		
Floor door stop					
 Weight: 0,1 kg Dimensions: Ø 40 x 26 mm	AC228	45,- 700 228	56,- 731 228		
Towel rail					
 Weight: 0,4 kg Dimensions: 300 x 58 x 40 mm	AC230	77,- 700 230	110,- 734 230		
Towel rail					
 Weight: 0,6 kg Dimensions: 450 x 58 x 40 mm	AC231	89,- 700 231	121,- 734 231		
Towel rail					
 Weight: 0,7 kg Dimensions: 600 x 58 x 40 mm	AC232	100,- 700 232	135,- 734 232		
Toilet roll holder					
 Weight: 0,4 kg Dimensions: 135 x 110 x 66 mm	AC250	73,- 700 250	111,- 731 250		
Double toilet roll holder					
 Weight: 0,8 kg Dimensions: 260 x 110 x 66 mm	AC252	107,- 700 252	154,- 731 252		
Toilet brush set					
 with replaceable brush head Weight: 1,3 kg Dimensions: 97 x 391 x 129 mm	AC261	147,- 700 261	194,- 731 261		
Soap shell					
 Weight: 0,7 kg Dimensions: 120 x 89 x 45 mm	AC270	113,- 700 270	135,- 731 270		


Accessories · Pictograms

Article of stainless steel AISI 304 satin finished, with mounting components Weight each 0,2 kg	self-adhesive each 25,- € Article-No. Ident-No.	for screwing each 33,- € Article-No. Ident-No.
„Man“		
 Dimensions: 120 x 135 x 2 mm	AC400 700 400	AC401 700 401
„WC“		
 Dimensions: 120 x 120 x 2 mm	AC404 700 404	AC405 700 405
„Woman“		
 Dimensions: 120 x 135 x 2 mm	AC410 700 410	AC411 700 411
„Soap“		
 Dimensions: 70 x 30 x 0,8 mm	AC425 700 425	
„Paper“		
 Dimensions: 70 x 30 x 0,8 mm	AC426 700 426	













Fittings

Article of solid stainless steel AISI 303	Article-No.	satin finished Prices in € Ident-No.	highly polished Prices in € Ident-No.
 Lever: 40 mm Weight: 1,8 kg Dimensions: 52 x 171 x 155 mm	WA100	428,- 924 266	540,- 931 266
 Lever: 140 mm Weight: 1,9 kg Dimensions: 52 x 171 x 185 mm	WA100-1	460,- 924 276	576,- 931 276
 Lever: 40 mm Weight: 2,0 kg Dimensions: 52 x 283 x 155 mm	WA110	581,- 925 266	729,- 932 266
 Lever: 140 mm Weight: 2,2 kg Dimensions: 52 x 283 x 185 mm	WA110-1	613,- 925 276	765,- 932 276
 Lever: 40 mm Weight: 1,9 kg Dimensions: 52 x 171 x 155 mm	WA200	491,- 924 267	605,- 931 267
 Lever: 140 mm Weight: 2,0 kg Dimensions: 52 x 171 x 185 mm	WA200-1	523,- 924 277	639,- 931 277
 Lever: 40 mm Weight: 2,2 kg Dimensions: 52 x 283 x 155 mm	WA210	640,- 925 267	789,- 932 267
 Lever: 140 mm Weight: 2,3 kg Dimensions: 52 x 283 x 185 mm	WA210-1	672,- 925 277	822,- 932 277
 Lever: 65 mm Weight: 2,2 kg Dimensions: 50 x 172 x 161 mm	WA500	517,- 924 265	631,- 931 265
 Lever: 65 mm Weight: 3,1 kg Dimensions: 50 x 281 x 161 mm	WA510	711,- 925 265	859,- 932 265





P-Line

Article of stainless steel AISI 304 with mounting materials * = with first fill	Article-No. mounting	satin finished	highly polished	powder-coating <small>(please note hint on page 2)</small>
		Prices in € Ident-No.	Prices in € Ident-No.	Prices in € Ident-No.
Paper towel dispenser without lock				
 ca. 500 paper towels Weight: 3,3 kg Dimensions: 298 x 298 x 120 mm	PP13 (WP113-P) surface	152,- 727 280	230,- 732 280	217,- 729 280
Liquid soap dispenser without lock				
 200 ml fixed soap tank Weight: 0,7 kg Dimensions: 70 x 172 x 90 mm	PP17 (WP107-P) surface	97,- 727 335	144,- 731 335	133,- 728 335
Liquid soap dispenser lockable				
 700 ml fixed soap tank Weight: 1,2 kg Dimensions: 80 x 248 x 120 mm Options: receptacle, see page 31	PP101 surface	137,- 727 337	196,- 731 337	189,- 728 337
Disinfectant dispenser				
 700 ml fixed tank Weight: 1,2 kg Dimensions: 80 x 248 x 120 mm Options: receptacle, see page 31	PP101-7 surface	148,- 727 349	208,- 731 349	201,- 728 349
Sensor disinfectant dispenser				
 700 ml fixed tank Weight: 1,8 kg Dimensions: 86 x 257 x 120 mm Options: receptacle, see page 31 power supply, see page 32	PP101e-7 surface	256,- 727 817	336,- 731 817	308,- 728 817
Liquid soap dispenser lockable				
 1100 ml fixed soap tank Weight: 1,4 kg Dimensions: 80 x 298 x 120 mm Options: receptacle, see page 31	PP102 (WP102-P) surface	143,- 727 339	221,- 731 339	186,- 728 339
Disinfectant dispenser lockable				
 950 ml fixed soap tank Weight: 1,3 kg Dimensions: 80 x 298 x 120 mm Options: receptacle, see page 31	PP102-7 surface	154,- 727 334	231,- 731 334	198,- 728 334
Sensor liquid soap dispenser				
 850 ml plug-in tank Weight: 1,8 kg Dimensions: 86 x 298 x 120 mm Options: receptacle, see page 31 power supply, see page 32	PP102e-1 surface	252,- 727 818	332,- 731 818	304,- 728 818
Sensor disinfectant dispenser				
 950 ml fixed tank Weight: 1,8 kg Dimensions: 86 x 298 x 120 mm Options: receptacle, see page 31 power supply, see page 32	PP102e-7 surface	262,- 727 820	342,- 731 820	315,- 728 820




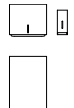
P-Line

Article of stainless steel AISI 304 with mounting materials * = with first fill	Article-No.	satin finished	highly polished	powder-coating (please note hint on page 2)
	mounting	Prices in € Ident-No.	Prices in € Ident-No.	Prices in € Ident-No.
Hygiene station stand model				
 950 ml Sensor disinfectant dispenser Weight: 10,1 kg Dimensions: 380 x 1350 x 380 mm	PP102e-7S floor installation	472,- 727 830		600,- 728 830
Receptacle for PP102e-7S				
 Weight: 0,3 kg Dimensions: 140 x 20 x 195 mm	floor installation	57,- 923 136		79,- 923 136-RAL
Liquid foam soap dispenser lockable				
 400 ml foam soap concentrate * Weight: 1,8 kg Dimensions: 80 x 298 x 120 mm Options: receptacle, see page 31	PP103 surface	185,- 727 338	250,- 731 338	226,- 728 338
Liquid soap dispenser lockable				
 200 ml fixed soap tank Weight: 0,8 kg Dimensions: 70 x 172 x 90 mm	PP107 surface	107,- 727 336	154,- 731 336	144,- 728 336
Paper towel dispenser lockable				
 ca. 250 paper towels Weight: 2,1 kg Dimensions: 265 x 172 x 120 mm	PP108 (WP108) surface	121,- 727 530	186,- 731 530	177,- 728 530
Paper towel dispenser lockable				
 ca. 750 paper towels Weight: 3,5 kg Dimensions: 265 x 448 x 120 mm	PP111 surface	181,- 727 585	268,- 731 585	257,- 728 585
Paper towel dispenser lockable				
 ca. 500 paper towels Weight: 2,8 kg Dimensions: 265 x 298 x 120 mm	PP113 surface	162,- 727 540	236,- 731 540	220,- 728 540
Paper towel dispenser lockable				
 ca. 500 85 mm paper towels Weight: 2,2 kg Dimensions: 230 x 298 x 90 mm	PP115 surface	153,- 727 549	216,- 731 549	201,- 728 549
Waste bin				
 ca. 23 l open at top Weight: 3,4 kg Dimensions: 298 x 448 x 170 mm	PP126 surface	144,- 727 815	216,- 731 815	226,- 728 815
Waste bin				
 ca. 60 l open at top Weight: 2,8 kg Dimensions: 400 x 600 x 250 mm	PP151 (WP151-P) surface	163,- 727 670	222,- 731 670	229,- 728 670
Waste bin				
 ca. 34 l open at top Weight: 4,6 kg Dimensions: 298 x 598 x 190 mm	PP152 surface	168,- 727 810	255,- 731 810	275,- 728 810
Waste bin				
 ca. 45 l open at top Weight: 4,8 kg Dimensions: 298 x 598 x 250 mm	PP182 surface	214,- 727 805	313,- 731 805	318,- 728 805


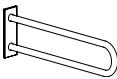
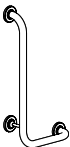


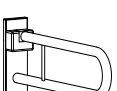
P-Line accessories

Article of stainless steel AISI 304 or solid AISI 303 with mounting materials	Article-No.	satin finished		highly polished	
		Prices in € Ident-No.		Prices in € Ident-No.	
Single hook					
 Weight: 0,1 kg Dimensions: Ø 45 x 36 mm	PC215	33,- 720 215	50,- 735 215		
Reserve toilet roll holder					
 Weight: 0,2 kg Dimensions: Ø 45 x 80 mm	PC222	27,- 720 222	36,- 735 222		
Toilet roll holder					
 Weight: 0,3 kg Dimensions: 144 x 107 x 36 mm	PC250	62,- 720 250	100,- 735 250		
Toilet brush set					
 with replaceable brush head Weight: 1,0 kg Dimensions: 110 x 410 x 115 mm	PC261	103,- 720 261	155,- 735 261		


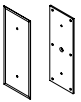









H-Line

Article of stainless steel AISI 304 with mounting materials	Article-No.	satin finished	
		Prices in € Ident-No.	
Liquid soap dispenser			
 200 ml fixed tank * Weight: 1,3 kg Dimensions: 70 x 172 x 90 mm	WH2 surface	86,- 727 345	
Paper towel dispenser			
 ca. 300 paper towels * Weight: 3,3 kg Dimensions: 260 x 225 x 120 mm	WH5 surface	113,- 727 346	
Waste bin			
 ca. 15 l open at top Weight: 2,8 kg Dimensions: 260 x 400 x 150 mm	WH15 surface	107,- 727 347	
Washroom Set			
 consisting of WH2, WH5 and WH15 Weight: 7,4 kg Dimensions: 260 x 400 x 150 mm	WH-Kit surface	291,- 727 344	

The safe grip • Barrier-free living

Article of stainless steel AISI 304 all rails with tube Ø 32 x 2 mm, wall distance 106 mm. Mounting components for (hinged) support rails see options on page 32, for grab rails inclusive.	Article-No.	satin finished Prices in € Ident-No.
Straight grab rail		
	Length: 300 mm Weight: 0,9 kg	BF600 98,- 600 300
	Length: 400 mm Weight: 1,0 kg	100,- 600 400
	Length: 500 mm Weight: 1,3 kg	102,- 600 500
	Length: 600 mm Weight: 1,4 kg	104,- 600 600
	Length: 1000 mm Weight: 1,8 kg	113,- 601 000
Support rail		
	Wall plate 90 x 250 mm with concealed fixing Length: 500 mm Weight: 2,3 kg	BF611 115,- 611 500
	Length: 600 mm Weight: 2,6 kg	119,- 611 600
	Length: 700 mm Weight: 2,9 kg	124,- 611 700
	Length: 850 mm Weight: 3,4 kg	135,- 611 800
Angled grab rail 90°		
 Ill. right	Length: 350 x 650 mm, left-handed Weight: 2,3 kg	BF620 202,- 620 100
	Length: 350 x 650 mm, right-handed Weight: 2,3 kg	202,- 620 200
	Length: 400 x 700 mm, left-handed Weight: 2,7 kg	207,- 620 300
	Length: 400 x 700 mm, right-handed Weight: 2,7 kg	207,- 620 400
Angled grab rail 45°		
 Ill. right	Length: 500 mm, left-handed Weight: 1,9 kg	BF630 129,- 630 300
	Length: 500 mm, right-handed Weight: 1,9 kg	129,- 630 400
Angled grab rail 135°		
 Ill. left	Length: 700 mm, left-handed Weight: 2,2 kg	BF635 135,- 635 100
	Length: 700 mm, right-handed Weight: 2,2 kg	135,- 635 200
Hinged support rail		
	Wall plate 90 x 250 mm with concealed fixing Length: 600 mm Weight: 4,9 kg	BF670 464,- 670 100
	Length: 700 mm Weight: 5,2 kg	466,- 670 200
	Length: 850 mm Weight: 5,6 kg	473,- 670 300

Accessories: The safe grip · Barrier-free living

Article	Article-No.	Prices in € Ident-No.
Toilet roll holder		
 <p>only together with a (hinged) support rail, tightly welded Weight: 0,2 kg Dimensions: 130 mm x 100 mm</p>	BA010	67,- 600 010
Pre-installed fixing plate with cover		
 <p>for retrofitting a (hinged) support rail Weight: 1,3 kg Dimensions: 90 x 250 x 6 mm</p>	BA017	50,- 600 017
Flush and call device		
 <p>compatible with 868.4 MHz flush systems Weight: 0,2 kg Dimensions: 108 x 68 x 71 mm</p>	BA020	238,- 600 020
Receiver for call device		
 <p>compatible with 868.4 MHz systems incl. power supply Weight: 0,3 kg Dimensions: 153 x 85 x 110</p>	BA025	393,- 600 025
Showerhead holder		
 <p>Nylon, grey Weight: 0,1 kg Dimensions: 88 x 37 x 113</p>	BA035	83,- 600 035
Shower curtain ring		
 <p>PA grey, 10 pieces Weight: 0,1 kg</p>	BA045	31,- 600 045
Flush device for large and small volume of water		
 <p>compatible with 868.4 MHz flush systems Weight: 0,2 kg Dimensions: 108 x 68 x 71 mm</p>	BA063	238,- 600 063
Backrest for toilet seat		
 <p>with 500 mm rail Weight: 4,0 kg Dimensions: 543 x 210 x 140 mm</p>	BA250	211,- 600 250
Corner basket, chrome-plated brass		
 <p>Weight: 0,6 kg Dimensions: 220 x 47 x 160 mm</p>	BA260	55,- 600 260
Straight basket, chrome-plated brass		
 <p>Weight: 0,9 kg Dimensions: 265 x 87 x 123 mm</p>	BA270	117,- 600 270
Adjustable mirror		
 <p>Weight: 9,0 kg Dimensions: 600 x 540 x 90 mm</p>	BA300	414,- 601 300

Covering frames / consoles / receptacles

Article of stainless steel AISI 304	for article-No.	satin finished	highly polished	powder coating (please note hint on page 2)
		Prices in € Ident-No.	Prices in € Ident-No.	Prices in € Ident-No.
Covering frame 16 x 16 mm				
for outer dimensions : 148 x 148 mm weight : 0,2 kg	WP106	47,- 768 970	63,- 768 970 - HGL	66,- 768 970 - RAL
for outer dimensions : 148 x 348 mm weight : 0,3 kg	WP167	58,- 768 646	78,- 768 646 - HGL	81,- 768 646 - RAL
for outer dimensions : 148 x 448 mm weight : 0,3 kg	WP161/208	64,- 768 643	86,- 768 643 - HGL	90,- 768 643 - RAL
for outer dimensions : 298 x 148 mm weight : 0,3 kg	WP170	51,- 768 658	68,- 768 658 - HGL	72,- 768 658 - RAL
for outer dimensions : 298 x 298 mm weight : 0,4 kg	WP114	64,- 768 645	86,- 768 645 - HGL	90,- 768 645 - RAL
for outer dimensions : 298 x 396 mm weight : 0,4 kg	WP1200	58,- 768 655	78,- 768 655 - HGL	81,- 768 655 - RAL
for outer dimensions : 298 x 448 mm weight : 0,4 kg	WP112	68,- 768 644	91,- 768 644 - HGL	96,- 768 644 - RAL
for outer dimensions : 298 x 598 mm weight : 0,5 kg	WP134/138	72,- 768 647	97,- 768 647 - HGL	101,- 768 647 - RAL
for outer dimensions : 298 x 645 mm weight : 0,5 kg	WP501	67,- 768 652	90,- 768 652 - HGL	95,- 768 652 - RAL
for outer dimensions : 298 x 748 mm weight : 0,6 kg	WP612	77,- 768 654	103,- 768 654 - HGL	108,- 768 654 - RAL
for outer dimensions : 298 x 898 mm weight : 0,6 kg	WP147/530	73,- 768 650	99,- 768 650 - HGL	103,- 768 650 - RAL
for outer dimensions : 298 x 1048 mm weight : 0,7 kg	WP540/5010	94,- 768 649	126,- 768 649 - HGL	132,- 768 649 - RAL
for outer dimensions : 298 x 1198 mm weight : 0,7 kg	WP610/5110/5120	99,- 768 653	132,- 768 653 - HGL	139,- 768 653 - RAL
for outer dimensions : 298 x 1348 mm weight : 0,8 kg	WP500	102,- 768 648	137,- 768 648 - HGL	143,- 768 648 - RAL
for outer dimensions : 350 x 448 mm weight : 0,4 kg	WP1310/1311	62,- 768 656	83,- 768 656 - HGL	87,- 768 656 - RAL
for outer dimensions : 350 x 580 mm weight : 0,5 kg	WP1410/1411	67,- 768 657	90,- 768 657 - HGL	95,- 768 657 - RAL
for outer dimensions : 448 x 148 mm weight : 0,2 kg	WP506	61,- 768 663	82,- 768 663 - HGL	86,- 768 663 - RAL
for outer dimensions : 448 x 1348 mm weight : 1,1 kg	WP5450/5451	118,- 768 660	159,- 768 660 - HGL	166,- 768 660 - RAL
for outer dimensions : 530 x 936 mm weight : 1,1 kg	WP2110	97,- 768 662	130,- 768 662 - HGL	136,- 768 662 - RAL
for outer dimensions : 900 x 566 mm weight : 1,1 kg	WP2010	97,- 768 661	130,- 768 661 - HGL	136,- 768 661 - RAL
Console				
Please state dimensions when ordering	WP139/198/511/520	175,- 727 652	219,- 731 652	202,- 728 652
Receptacles				
dimensions : 104 x 422 x 120 mm weight : 0,3 kg	PP101/101-7/ WP101/101-1/101-7	40,- 923 138	54,- 923 138 - HGL	73,- 923 138 - RAL
dimensions : 110 x 422 x 120 mm weight : 0,3 kg	PP101e-7/ WP101e/101e-7	40,- 923 140	54,- 923 140 - HGL	73,- 923 140 - RAL
dimensions : 104 x 450 x 120 mm weight : 0,3 kg	PP102/102-7/103/ WP102/102-1/102-7/103	40,- 923 137	54,- 923 137 - HGL	73,- 923 137 - RAL
dimensions : 110 x 450 x 120 mm weight : 0,3 kg	PP102e/102e-7/ WP102e/102e-1/102e-7	40,- 923 139	54,- 923 139 - HGL	73,- 923 139 - RAL

Options

Article to use with	Prices in € Ident-No.
Power supply for eModule for all sensor soap dispensers 3 Volts (instead of battery operation)	29,- 923 060
Mounting set 1 for (hinged) support rails Kind of wall: Wood Contents: 6 hexagon screws in stainless steel	27,- 923 210
Mounting set 2 for (hinged) support rails Kind of wall: Concrete (>BN15) Contents: Each 6 hexagon screws in stainless steel and dowels	38,- 923 211
Mounting set 3 for (hinged) support rails Kind of wall: Light concrete / gas concrete / vertical coring bricks / gypsum bricks Contents: Each 6 hexagon screws in stainless steel, anchors and anchor shells	72,- 923 212
Spout 170 mm with perlator WA100, WA100-1, WA110, WA110-1, WA200, WA200-1, WA210, WA210-1	143,- 924 286
Washer / rose 50 mm chrome plated WP191-1, WP192-1	48,- 923 160
Washer / rose 50 mm stainless steel WP191-3, WP192-3	64,- 923159
Lighting set WP600, WP600e, WP600-5	46,- 727 853
Lighting set WP650, WP650e, WP650-5	57,- 727 893
Plastic hygiene bin in polystyrene WP18 WP180, WP181 ca. 36 l, 264 x 476 x 285 mm	79,- 922 500
Plastic hygiene bin in polystyrene WP33 WP133 ca. 12 l, 264 x 384 x 123 mm	57,- 923 530
Plastic hygiene bin in polystyrene WP34 WP134, WP500, WP510 ca. 11 l, 264 x 384 x 103 mm	55,- 923 543
Plug-in tank 850 ml WP102, WP102e, WP173, WP173e, WP174-2, WP174e-2, WP208, WP208e WP500, WP500e, WP510, WP510e, WP575, WP575e, WP600, WP600e, WP650, WP650e	20,- 937 201
Pictogram "Soap", self-adhesive, silver WP173, WP173-1, WP173-5, WP173e, WP173e-1, WP174, WP174-2, WP174-5, WP174e WP174e-2	2,- 922 509
Pictogram "Paper", self-adhesive, silver WP176, WP176-1	2,- 924 559
Pictogram "Disinfection", self-adhesive, silver WP173-7, WP173e-7, WP174-7, WP174e-7	2,- 924 558
Bottom valve for suction tube WP 122-1, WP 122-3, WP 189-1, WP 189-3, WP 190, WP 191-1, WP 191-3, WP 192-1 WP 192-3, WP 193, WP 194, WP 195, WP 195-10	27,- 924 029

Consumables

Article	Prices in € Ident-No.
Paper towels Ewadry Premium 40 x 150 towels, 100% cellulose, white ca. 25 x 23 cm, V-folding, two-ply 15,8 kg, 710 x 480 x 340 mm	129,- 923 501
Liquid soap Ewaderm Soft 12 x 500 ml, biologically degradable 7,2 kg, 310 x 195 x 195 mm	47,- 950 594
Liquid soap Ewaderm Soft 12 x 950 ml, biologically degradable 12,8 kg, 370 x 240 x 235 mm	66,- 950 595
Liquid soap Ewaderm Sept 12 x 950 ml, biologically degradable anti-bacterial 12,8 kg, 370 x 240 x 235 mm	90,- 921 685
Closing cap for soap bottles 10 pieces 0,1 kg, 100 x 40 x 70 mm	3,- 950 597
Liquid soap Ewaderm Soft 10 l pack, biologically degradable 10,6 kg, 225 x 295 x 185 mm	40,- 921 920
Liquid soap Ewaderm Sept 10 l pack, biologically degradable anti-bacterial 10,6 kg, 225 x 295 x 185 mm	58,- 923 433
Soap foam concentrate 12 x 400 ml, for foam dispenser 5,4 kg, 275 x 175 x 240 mm	69,- 950 599
Hand lotion Ewacare 12 x 950 ml, 12,8 kg, 370 x 240 x 235 mm	186,- 950 590
Hand lotion Ewacare 10 l pack 10,6 kg, 225 x 295 x 185 mm	102,- 950 591
Fabric standbags 3 pieces (PP151,WP183) 0,7 kg, 235 x 380 x 590 mm, ca. 60 l	47,- 922 921
Fabric standbags 3 pieces (PP/WP126) 0,4 kg, 160 x 280 x 425 mm, ca. 23 l	37,- 922 920
Fabric standbags 3 pieces (PP/WP152) 0,6 kg, 180 x 280 x 575 mm, ca. 34 l	42,- 922 922
Fabric standbags 3 pieces (PP182) 0,6 kg, 240 x 280 x 575 mm, ca. 45 l	54,- 929 000
Sanitary bags, plastic 10 x 30 (WP156/177) 0,5 kg, 210 x 125 x 85 mm	40,- 923 528
Sanitary bags, plastic 50 x 30 (WP156/177) 2,2 kg, 440 x 140 x 230 mm	117,- 923 529
EWAR-Stainless steel cleaner 400 ml, spray can 0,5 kg, 240 x 130 x 70 mm	21,- 950 521

Spare parts

Article	Prices in € Ident-No.
<i>Locks/Keys/Closures</i>	
Key lock straight lug (PP/WP + L 190, from 1999)	10,- 924 450
Key lock with hook (not L-Line, from 1999)	10,- 924 454
Lock L 111, L 113, L 133 cranked lug	12,- 924 451
Lock L 109, L 109e straight lug	12,- 924 452
Key for cylinder lock (one pair) (from 1990)	3,- 924 455
Lock lever WP610/612	11,- 923 546
Lock chrome plated brass (until 1990)	9,- 923 539
Key „Ewar“ (one piece) (until 1990)	2,- 703 176
Magnetic clip L133	6,- 922 848
Mini Latsch WP161/162	11,- 923 551

Article	Prices in € Ident-No.
<i>Fittings</i>	
Perlator M18x1 WA100-300 (until 2017)	12,- 924 280
Thread piece M18x1 for perlator WA100-300 (until 2017)	33,- 923 951
Perlator M22x1 WA100-300 (from 2018)	12,- 924 282
Thread piece M22x1 for perlator WA100-300 (from 2018)	38,- 923 952
Perlator M24x1 WA500/510	17,- 924 283
Rosette WA100-300	37,- 924 255
Cartridge WA100/110/200/210/500/510	40,- 924 260
Pushbutton WA300	65,- 924 238

Spare parts

Article	Prices in € Ident-No.
<i>Tabletop soap dispensers</i>	
Suction tube , for all soap dispensers 1 m	3,- 925 209
Soap bottle plastic 250 ml, WP190-193	9,- 923 610
Soap bottle plastic 500 ml, WP190-193	9,- 923 606
Soap bottle plastic 1000 ml, WP190-193	9,- 923 646
Soap bottle stainless steel 500 ml, WP190-193	69,- 924 031
Soap bottle plastic 500 ml, WP195	5,- 925 217
Mounting set for soap bottle WP190-193	22,- 924 026
Bottle swivel nut for soap bottle WP190-193	13,- 924 025
Bottle swivel nut for soap bottle WP195	11,- 925 212
Pressure spring WP105/106, WP190-195	7,- 924 001
Push button + spring WP190	44,- 924 000
Push button + spring WP191-1	44,- 924 301
Push button + spring satin finished WP191-3	126,- 924 303
Push button + spring WP193	45,- 924 300
Upgrade set 12-part WP190-193, WP 105/106	47,- 924 010
Upgrade set 8-part WP190-193, WP 105/106	35,- 924 011
Upgrade set WP195	47,- 925 200
Internal fittings WP190	86,- 924 014
Internal fittings WP191-1	92,- 924 023
Internal fittings WP191-3 (until 2013)	193,- 924 028
Internal fittings WP191-3 (from 2014)	208,- 924 021
Internal fittings WP193	102,- 924 193
Outlet nozzle WP190	16,- 924 012

Article	Prices in € Ident-No.
<i>Accessories</i>	
Replacement brush head AC221/260/261, PC261, WP161/162	5,- 700 223
Separator AC221, satin finished	37,- 924 210
Separator AC221, highly polished	46,- 932 210
Handle AC221, satin finished	32,- 924 225
Handle AC221, highly polished	44,- 931 225
Handle with brush AC221, satin finished	37,- 924 224
Handle with brush AC221, highly polished	49,- 931 224
Brush container holder AC221/261, satin finished	57,- 924 213
Brush container holder AC221/261, highly polished	71,- 931 213
Brush container AC221/261, WP161/162, satin finished	71,- 924 209
Brush container AC221/261, WP161/162, highly polished	98,- 931 209
Handle AC260/261, WP161/162, satin finished	18,- 924 269
Handle AC260/261, WP161/162, highly polished	36,- 931 269
Handle with brush AC260/261, WP161/162, satin finished	24,- 924 278
Handle with brush AC260/261, WP161/162, highly polished	41,- 931 278
Handle PC261	23,- 929 006
Handle with brush PC261	32,- 924 279
Brush container PC261	8,- 925 100
Rubber buffer AC217/218/219	3,- 924 235

Spare parts

Article	Prices in € Ident-No.
<i>Soap dispenser with fixed soap tank and disinfectant dispensers</i>	
Pump with tank for soap dispensers 200 ml, WP107/173-1/174, PP17/107	43,- 937 021
Pump with tank for sensor soap dispensers 200 ml, WP173e-1/174e	43,- 937 024
Pump with tank for soap dispensers 700 ml, WP101-1/173-2/174-1, PP101	47,- 937 025
Pump with tank for soap dispensers 1100 ml, WP102-1/173-3, PP102	48,- 937 026
Pump with tank for disinfectant dispensers 700 ml, PP/WP101-7	53,- 937 041
Pump with tank for sensor disinfectant dispensers 700 ml, PP/WP101e-7	53,- 937 046
Pump with tank for disinfectant dispensers 950 ml, WP102-7/173-7/174-7/575	57,- 937 040
Pump with tank for sensor disinfectant dispensers 950 ml, WP102e-7/173e-7/174e-7/575e	57,- 937 045
Pump WP104 (until 2006)	68,- 923 004
Pump WP120	40,- 925 134
Plastic bottle 500 ml, WP120	8,- 925 119
Pump WP121	42,- 925 135
Plastic bottle 1000 ml, WP121	8,- 925 122
Pushbutton with spring WP105/106 (from 1996)	38,- 924 302
Soap container + lid plastic WP105/106 (from 1996)	11,- 922 555
Internal fittings WP105/106 (from 1996)	73,- 924 016
Pressure valve WP105 (from 1996)	83,- 924 692
Pressure valve WP106 (from 1996)	83,- 923 692

Article	Prices in € Ident-No.
Upgrade kit with door WP105/106 (until 1995)	131,- 923 695
Upgrade kit with door WP105/106 (from 1996)	131,- 923 696
Upgrade set 14-part WP122-1/WP122-3	47,- 924 013

Article	Prices in € Ident-No.
<i>Soap dispensers and foam soap dispensers wall-mounted with soap bottle</i>	
Plug-in tank 850 ml	20,- 937 201
Plastic bottle 500 ml + closing cap	3,- 923 811
Plastic bottle 950 ml + closing cap	3,- 923 700
Pump Soap dispenser (from 2005)	41,- 937 020
Pump Sensor soap dispenser with soap bottle	41,- 937 030
Pump housing Soap dispenser (until 2005)	51,- 923 002
Rear wall Soap dispenser (until 2005), PP/WP 103 (from 2003)	13,- 923 001
Pump housing + rear wall Soap dispenser (until 2005)	55,- 923 023
Pump WP103 (from 2003)	68,- 923 003
Pump + rear wall WP103 (from 2003)	74,- 923 024
Pump housing Soap dispenser (only 2000/2001)	48,- 923 641
Rear wall Soap dispenser (only 2000/2001)	14,- 923 640
Pump housing + rear wall Soap dispenser (only 2000/2001)	53,- 923 639
Pump Soap dispenser (until 1995)	21,- 710 710
Push button + spring satin finished WP194	53,- 927 045
Push button + spring polished WP194	67,- 927 045 - HGL

Spare parts

Article	Prices in € Ident-No.
<i>Bins/Baskets (w x h x d)</i>	
Hygiene bin , plastic WP137/138, ca. 6 l Dimensions: 258 x 245 x 100 mm	18,- 923 595
Hygiene bin , plastic WP177/179, ca. 4 l Dimensions: 185 x 245 x 83 mm	16,- 923 557
Mesh basket , plastic coated L190/WP198, ca. 43 l Dimensions: 264 x 336 x 485 mm	44,- 923 190
Mesh basket , plastic coated WP131, ca. 16 l Dimensions: 414 x 384 x 103 mm	36,- 923 721
Mesh basket , plastic coated WP133, ca. 12 l Dimensions: 264 x 384 x 123 mm	32,- 923 724
Mesh basket , plastic coated WP134/500/510/530/535/540/545, ca. 11 l Dimensions: 264 x 384 x 103 mm	32,- 923 720
Mesh basket , plastic coated WP139/520, ca. 18 l Dimensions: 264 x 236 x 285 mm	36,- 923 722
Mesh basket , plastic coated WP180/181, ca. 36 l Dimensions: 264 x 476 x 285 mm	36,- 923 180
Mesh basket , plastic coated WP501/511, ca. 11 l Dimensions: 264 x 276 x 145 mm	32,- 923 723
Mesh basket , chrome plated WP610/L133, ca. 12 l Dimensions: 264 x 384 x 123 mm	39,- 924 724
Mesh basket , chrome plated WP612, ca. 7 l Dimensions: 264 x 222 x 123 mm	36,- 924 725
Mesh basket , chrome plated WP147/501x/511x/512x, ca. 32 l Dimensions: 260 x 600 x 200 mm	68,- 922 934

Article	Prices in € Ident-No.
<i>Other</i>	
Replacement brush head WP152/153	8,- 922 087
Brush with handle WP152/153	32,- 922 088
Roll WP164/167 (until 2013)	12,- 922 025
Roll WP164/167 (from 2014)	12,- 922 031
Spring (1 pair) WP170/520	11,- 923 553
Repair set WP1100/1200	218,- 929 010
Capacitive Sensor WP13xx/14xx	49,- 923 033
Unit f. paper roll dispenser transformer powered WP13x0/14x0	214,- 923 034
Unit f. paper roll dispenser battery powered WP13x1/14x1	214,- 923 035
eModule (without batteries) sensor dispensers	164,- 937 031
Conversion kit WP163-S to WP163 WP163-S	48,- 923 291
Conversion kit WP163 to WP163-S WP163	146,- 923 290

Notes

Notes

Notes

Ernst Wagner GmbH & Co. KG
Sanitary Fittings in Stainless Steel
Ernst-Abbe-Straße 21
D-72770 Reutlingen
Phone: +49 7121 51539 0
Fax: +49 7121 5153920
info@wagner-ewar.de
www.wagner-ewar.de

WAGNER
EWAR